


Final Programme



XVI European Stroke Conference
Glasgow, United Kingdom
29 May – 1 June 2007

www.eurostroke.eu



e s c
e s c
european stroke conference

An elderly man with white hair, wearing a blue short-sleeved shirt, is arm-wrestling a young boy with brown hair, wearing a black and white checkered shirt. They are sitting at a wooden picnic table outdoors. The background shows a blurred view of a body of water and greenery under a cloudy sky. The man is smiling and looking towards the boy.

I  a good match

COME VISIT US TODAY AT PFIZER BOOTH 131 !

Acknowledgements	2
Welcome Address	3
Committees	4
Important Addresses	5 – 7
Scientific Programme at a Glance	8 – 14
1st Stroke Meeting for Nurses, Physiotherapists, Speech and Occupational Therapists and Study/Monitoring Assistants	15 – 17
Scientific Programme	
– Tuesday, 29 May 2007	20 – 24
– Wednesday, 30 May 2007	25 – 40
– Thursday, 31 May 2007	41 – 65
– Friday, 1 June 2007	66 – 70
Poster Sessions	
– Wednesday, 30 May 2007 (Poster Visit I)	71 – 85
– Thursday, 31 May 2007 (Poster Visit II)	86 – 126
– Ongoing Trials	127 – 129
Satellite Symposia	130 – 135
Instructions for Authors	
– Oral Presentations	136
– Poster Presentations	137
Social Events and Tours	138 / 139
General Information	140 – 149
List of Exhibitors / Exhibition Plan	150 / 151
Conference Venue Plan / Room Plan	152 – 154
City Map	160 / 161

17th European Stroke Conference ESC 2008

13 – 16 May 2008

Nice, France

Acknowledgements

The Conference Committee thanks the following companies for supporting ESC 2007:

Boehringer Ingelheim

Sanofi-Aventis / Bristol-Myers Squibb

Pfizer

Novo Nordisk

Ferrer Group

Shire Human Genetic Therapies

Xigen

Bayer HealthCare / Bayer Schering Pharma

Otsuka

AtCor

Biosite

Concentric Medical

Neurobiological Technologies

Grupo Uriach

Paion

Viasys

PhotoThera

Northstar Neuroscience

S. Karger AG

Merck

Dear Colleagues

On behalf of our colleagues in Glasgow and throughout the United Kingdom, we are pleased to welcome you to Glasgow for the 16th European Stroke Conference.

Glasgow is an old city with an interesting history. The University of Glasgow, founded in 1451, is one of the oldest universities in the country; its magnificent main building is one of the city's best known landmarks. Joseph Lister developed antiseptis in Glasgow in the 19th century. Glasgow is also well known among neurologists for developing the Glasgow Coma Scale and the Rankin Scale.

Glasgow is close to the coast and the beautiful Scottish countryside. Summer days are long, with enough daylight to fit in a round of golf after dinner on one of our famous Scottish courses. May is also a fine time to consider fishing, sailing or hill walking. A road or rail trip up the west coast past the sea lochs, or by boat to the Western Isles, can be a memorable experience. Whisky tasting at one of Scotland's famous malt distilleries is not to be missed. For those who prefer urban pleasures, Glasgow is famous for the artwork of Charles Rennie Mackintosh, offers fine museums, great restaurants and a vibrant, friendly culture. Accompanying persons will find that the extensive shopping, arts and outdoor activities offer something for everyone.

Of course, we are looking forward to discussing the latest developments in stroke medicine at the conference and look forward to a range of excellent scientific contributions from across Europe and further afield. High quality educational sessions and satellite meetings will update you on expert opinion on a wide range of topics.

We wish you a pleasant and memorable stay.



Kennedy R. Lees
Co-Chairman



Martin M. Brown
Co-Chairman

Committees

Programme Committee

Martin M. Brown, *UK*
José M. Ferro, *Portugal*
Michael G. Hennerici, *Germany (Chair)*
Gian Luigi Lenzi, *Italy*
Jean-Louis Mas, *France*
Bo Norrving, *Sweden*

Local Organising Committee

Kennedy R. Lees, *Glasgow (Co-Chair)*
Martin M. Brown, *London (Co-Chair)*
Jean-Claude Baron, *Cambridge*
Philip Bath, *Nottingham*
Peter Langhorne, *Glasgow*
Hugh Markus, *London*
Keith Muir, *Glasgow*
Peter Sandercock, *Edinburgh*

Senior Members Committee

F. Aichner, *Austria*
M.G. Bousser, *France*
W.D. Heiss, *Germany*
P. Koudstaal, *The Netherlands*
J. Matias-Guiu, *Spain*
J.M. Orgogozo, *France*
N.G. Wahlgren, *Sweden*
C. Warlow, *UK*

Scientific Committee

F. Aichner, *Austria*
A. Algra, *The Netherlands*
P. Amarengo, *France*
J.C. Baron, *UK*
P. Bath, *UK*
R. Baumgartner, *Switzerland*
S. Bleicic, *Belgium*
J. Bogouslavsky, *Switzerland*
N. Bornstein, *Israel*
M. Brainin, *Austria*
M.M. Brown, *UK*
O. Busse, *Germany*
A. Carolei, *Italy*
H. Chabriat, *France*
A. Chamorro, *Spain*
A. Czlonkowska, *Poland*
A. Davalos, *Spain*
S. Davis, *Australia*
J. De Reuck, *Belgium*
H.C. Diener, *Germany*
E. Diez-Tejedor, *Spain*
F. Fazekas, *Austria*
J.M. Ferro, *Portugal (Chair)*
M. Fisher, *USA*
A. Guekht, *Russia*
W. Hacke, *Germany*
G. Hankey, *Australia*
M.G. Hennerici, *Germany*
I. Henriques, *Portugal*
L. Hirt, *Switzerland*
M. Hommel, *France*
D. Inzitari, *Italy*
D. Karacostas, *Greece*

T. Karapanyotides, <i>Greece</i>	B. Norrving, <i>Sweden</i>
M. Kaste, <i>Finland</i>	J.M. Orgogozo, <i>France</i>
P. Koudstaal, <i>The Netherlands</i>	G. Oezdemir, <i>Turkey</i>
E. Kumral, <i>Turkey</i>	L. Pantoni, <i>Italy</i>
W. Kuschinsky, <i>Germany</i>	J.E. Rinkel, <i>The Netherlands</i>
P. Langhorne, <i>UK</i>	J. Röther, <i>Germany</i>
K.R. Lees, <i>UK</i>	P.M. Rothwell, <i>UK</i>
G.L. Lenzi, <i>Italy</i>	D. Russell, <i>Norway</i>
D. Leys, <i>France</i>	P. Sandercock, <i>UK</i>
J. Lodder, <i>The Netherlands</i>	D. Schneider, <i>Germany</i>
H. Markus, <i>UK</i>	A.P. Sigurdsson, <i>Iceland</i>
J.L. Martí-Vilalta, <i>Spain</i>	V.I. Skvortsova, <i>Russia</i>
J.L. Mas, <i>France</i>	K. Spengos, <i>Greece</i>
A. Massaro, <i>Brazil</i>	D. Toni, <i>Italy</i>
H. Mattle, <i>Switzerland</i>	P. Trouillas, <i>France</i>
P. Michel, <i>Switzerland</i>	T. Truelsen, <i>Denmark</i>
J.P. Mohr, <i>USA</i>	A. Tsiskaridze, <i>Georgia</i>
Z. Nagy, <i>Hungary</i>	R. von Kummer, <i>Germany</i>
N. Nighoghossian, <i>France</i>	J.M. Wardlaw, <i>UK</i>
J. Norris, <i>UK</i>	P. Wester, <i>Sweden</i>

Important Addresses

Conference Venue	SECC Scottish Exhibition and Conference Centre Exhibition Way G3 8YW Glasgow, United Kingdom	Phone: +44 141 576 35 05 Fax: +44 141 576 35 07 www.secc-co.uk
Chair Programme Committee	Michael G. Hennerici Dept. of Neurology University of Heidelberg Klinikum Mannheim Theodor-Kutzer-Ufer 68135 Mannheim, Germany	Phone +49 621 383 28 85 Fax +49 621 383 38 07 E-mail m.g.hennerici@eurostroke.eu



Actilyse[®]

alteplase



**He had
an ischaemic
stroke but
was treated
early enough –
with Actilyse[®].**

- **Adverse events** should be reported to Boehringer Ingelheim Drug Safety on 0800 328 1627 (freephone). Information about adverse event reporting can be found at www.yellowcard.gov.uk
- **Product licence holder:** Boehringer Ingelheim Ltd, Ellesfield Avenue, Bracknell RG12 8YS.

• **Legal classification:** POM

• Please consult the Summary of Product Characteristics before prescribing, particularly in relation to side-effects, precautions, and contra-indications.

STR1120 April 2007



Boehringer
Ingelheim

Important Addresses

e s c

3 5 9

european stroke conference

Chair	José M. Ferro	Phone +351 21 795 74 74
Scientific Committee	Neurologia / Box 035 Hospital Santa Maria Avenida Prof. Egas Moniz 1169-024 Lisbon, Portugal	Fax +351 21 795 74 74 E-mail j.ferro@eurostroke.eu
Co-Chair	Kennedy R. Lees	Phone +44 141 211 27 80
Local Organising Committee	Cardiovascular and Medical Sciences Western Infirmary Dumbarton Road G11 6NT Glasgow, United Kingdom	Fax +44 141 211 27 80 E-mail k.lees@eurostroke.eu
Webmaster	Marion R. Hennerici	E-mail hennerici@eurostroke.eu
Administrative Secretariat	ESC 2007 c/o AKM Congress Service Clarastrasse 57 / PO Box 4005 Basel, Switzerland	Phone +41 61 686 77 11 Fax +41 61 686 77 88 E-mail info@akm.ch
Exhibition	AKM Congress Service Exhibition Department Clarastrasse 57 / PO Box 4005 Basel, Switzerland	Phone +41 61 686 77 66 Fax +41 61 686 77 88 E-mail exhibition@akm.ch
Hotel Accommodation and Tours	AKM Travel Messeplatz 10 / PO Box 4016 Basel, Switzerland	Phone +41 61 690 94 11 Fax +41 61 690 94 14 E-mail info@akmtravel.ch


www.eurostroke.eu

Programme at a Glance

	Clyde Auditorium	Lomond Auditorium	Aish	Boisdale
7:00				
7:30				
8:00				
8:30				
9:00				
9:30				
10:00				
10:30				
11:00				
11:30		11:00–12:30 Nursing and AHP Day <i>p. 16</i>		
12:00				
12:30				
13:00		Lunch / Posters <i>p. 18</i>	13:00–15:00 Teaching Course 1: How should I investigate my patient with hereditary stroke? <i>p. 20</i>	13:00–15:00 Teaching Course 2: Stroke in the female <i>p. 20</i>
13:30				
14:00		14:00–17:30 Nursing and AHP Day <i>p. 16</i>		
14:30				
15:00				
15:30			Coffee break and visit of the exhibition	
16:00			15:30–17:30 Teaching Course 6: Planning, conduction and analysis of RCTs <i>p. 22</i>	15:30–17:30 Teaching Course 7: Infections and stroke <i>p. 22</i>
16:30				
17:00				
17:30				
18:00	17:45–18:15 Opening <i>p. 24</i>			
18:30	18:15 Guided walk to the Glasgow Science Centre for the Welcome Reception			
19:00				
19:30				
20:00				

Carron	Dochart	Gala	
			7:00
			7:30
			8:00
			8:30
			9:00
			9:30
			10:00
			10:30
			11:00
			11:30
			12:00
			12:30
13:00–15:00 Teaching Course 3: ICH p. 21	13:00–15:00 Teaching Course 4: How to write a good abstract? p. 21	13:00–15:00 Teaching Course 5: IMT ultrasound p. 21	13:00
Coffee break and visit of the exhibition			13:30
15:30–17:30 Teaching Course 8: Posterior circulation strokes p. 23	15:30–17:30 Teaching Course 9: How to prepare a scientific manuscript? p. 23	15:30–17:30 Teaching Course 10: Neurosonology update p. 23	14:00
			14:30
			15:00
			15:30
			16:00
			16:30
			17:00
			17:30
			18:00
18:15 Guided walk to the Glasgow Science Centre for the Welcome Reception			18:30
			19:00
			19:30
			20:00

Programme at a Glance



Boisdale	Carron	Dochart	
			7:00
			7:30
			8:00
			8:30
			9:00
			9:30
			10:00
Coffee break and visit of the exhibition			10:30
11:00–12:30 Dementia / Cognition <i>p. 27</i>	11:00–12:30 Acute stroke: Early management and stroke units <i>p. 29</i>	11:00–12:30 Vascular imaging <i>p. 30</i>	11:00
			11:30
			12:00
Lunch			12:30
13:00–14:30 Poster Session I			13:00
			13:30
			14:00
			14:30
			15:00
			15:30
			16:00
16:15–17:45 Cerebral haemorrhage and SAH <i>p. 35</i>	16:15–17:05 TIA <i>p. 37</i> 17:05–17:45 Old age and stroke <i>p. 39</i>	16:15–17:45 Prognostic predictors <i>p. 38</i>	16:30
			17:00
			17:30
18:00–19:30 Satellite Symposium Otsuka <i>p. 132</i>			18:00
			18:30
			19:00
			19:30
			20:00

Programme at a Glance

	Clyde Auditorium	Lomond Auditorium	Aish	Boisdale
7:00				
7:30				
8:00	8:00–10:00 Scientific Symposium 3 <i>p. 41</i>			
8:30				
9:00				
9:30				
10:00	Coffee break and visit of the exhibition			
10:30		10:30–12:30 Scientific Symposium 4 <i>p. 42</i>	10:30–12:30 Experimental studies <i>p. 42</i>	10:30–12:30 Acute stroke: Complications and early outcome <i>p. 44</i>
11:00				
11:30				
12:00				
12:30	Lunch			
13:00		13:00–14:30 Satellite Symposium Shire <i>p. 133</i>	13:00–14:30 Poster Visit II	
13:30				
14:00	14:00–16:00 EUSI Symposium <i>p. 51</i>			
14:30			14:30–16:00 Recovery and rehabilitation 1 <i>p. 52</i>	14:30–16:00 Risk factors of stroke 1 <i>p. 53</i>
15:00				
15:30				
16:00	Coffee break and visit of the exhibition			
16:30	16:30–18:00 Scientific Symposium 5 <i>p. 58</i>	16:30–18:00 Workshop 2: A challenging case <i>p. 58</i>	16:30–18:00 Recovery and rehabilitation 2 <i>p. 59</i>	16:30–18:00 Risk factors of stroke 2 <i>p. 60</i>
17:00				
17:30				
18:00				
18:30		18:15–19:45 Satellite Symposium SIECV <i>p. 133</i>	18:15–19:45 Satellite Symposium Xigen <i>p. 134</i>	
19:00				
19:30				
20:00				

Carron	Dochart	Gala	
			7:00
			7:30
			8:00
			8:30
			9:00
			9:30
			10:00
Coffee break and visit of the exhibition			
10:30–11:30 Vascular biology <i>p. 46</i>	10:30–11:30 Acute stroke: Clinical patterns and practise <i>p. 47</i>	10:30–12:30 Workshop 1: IMT Consensus <i>p. 48</i>	10:30
11:30–12:30 Management and economics <i>p. 49</i>	11:30–12:30 Long-term outcome of stroke <i>p. 50</i>		11:00
			11:30
			12:00
Lunch			12:30
			13:00
13:00–14:30 Poster Visit II			13:30
			14:00
14:30–16:00 Acute stroke: Treatment concepts 1 <i>p. 55</i>	14:30–16:00 Brain imaging <i>p. 56</i>		14:30
			15:00
			15:30
Coffee break and visit of the exhibition			16:00
16:30–18:00 Acute stroke: Treatment concepts 2 <i>p. 61</i>	16:30–17:20 Venous diseases <i>p. 63</i>		16:30
	17:20–18:00 Heart and brain <i>p. 64</i>		17:00
			17:30
			18:00
			18:30
			19:00
			19:30
			20:00



Stroke: Don't let it happen again

Aggrenox® – marked prevention
of second strokes and TIA

- **Adverse events** should be reported to Boehringer Ingelheim Drug Safety on 0800 328 1627 (freephone). Information about adverse event reporting can be found at www.yellowcard.gov.uk
- **Product licence holder:** Boehringer Ingelheim Ltd, Ellesfield Avenue, Bracknell RG12 8YS.
- **Legal classification:** POM
- Please consult the Summary of Product Characteristics before prescribing, particularly in relation to side-effects, precautions, and contra-indications.

Asasantin[®]
Aggrenox[®]
Extended-release
dipyridamole + ASA

	Clyde Auditorium	Lomond Auditorium	Alsh
7:00			
7:30			
8:00	8:00 – 10:00 Coffee and visit of the exhibition		
8:30	8:30–9:30 Joint Symposium ESC & ESC <i>p. 67</i>	8:30–10:00 Satellite Symposium Ferrer <i>p. 135</i>	8:30–9:30 Vascular surgery / Neuroradiology <i>p. 66</i>
9:00			
9:30	9:30–10:00 Young Investigators Award <i>p. 67</i>		9:30–10:30 Stroke and diabetes <i>p. 68</i>
10:00	10:00–10:45 Special Lecture <i>p. 69</i>		
10:30			
11:00	10:45–12:20 Large clinical trials 2 <i>p. 69</i>		
11:30			
12:00	12:20–12:30 Closure <i>p. 70</i>		
12:30			
13:00			
13:30			

Future Conferences

ESC 2008 (Nice, France) 13–16 May 2008

ESC 2009 (Stockholm, Sweden) 26–29 May 2009

Tuesday, 29 May 2007

11:00 – 17:30 **Lomond Auditorium**

Nursing and AHP Day

11:00 – 11:10 **Introduction**

P. Langhorne (Medicine), UK and L. Smith (Nursing), UK

11:10 – 11:45 **Pre-hospital and hyper-acute care**

A. Wojner-Alexandrov (Nursing), USA

11:45 – 12:05 **Screening and management of dysphagia**

M. Power (Speech & Language Therapy), UK

12:05 – 12:30 **Screening and management of depression**

N. Lincoln (Clinical Psychology), UK

12:30 – 14:00 **Lunch and Interactive Poster Session**

Chair: M. Walker (Occupational Therapy), UK

14:00 – 15:00 **Very early rehabilitation – the art**

A. Loege (Physiotherapy), Norway and E. Naalsund (Nursing), Norway

15:00 – 15:25 **Very early rehabilitation – the science**

J. Bernhardt (Physiotherapy), Australia

15:25 – 15:50 **Screening and management of aphasia**

A. Bowen (Psychology), UK

15:50 – 16:10 **Early supported discharge**

H. Fjaertoft (Physiotherapy), Norway

16:10 – 16:50 **The future of AHP and nursing research**

A. Ashburn (Physiotherapy), UK

16:50 – 17:25 **Panel discussion**

Chair: M. Walker, UK

17:25 – 17:30 **Closing summary**

Wednesday, 30 May 2007

9:00–12:00 **Lomond Auditorium**

Evidence based motor therapy after stroke

Chair: V. Hömberg, Germany

9:00–9:45 **The concept of modular treatment and changing paradigms in motor therapy**

V. Hömberg, Germany

9:45–10:30 **Modular motor therapies**

H. Krause, Germany

10:30–11:15 **Practical upper extremity therapy demonstration**

- **forced use**
- **robot assisted training**
- **arm ability training**
- **sensor-motor training**

O. Dahnke, Germany

11:15–12:00 **Practical lower extremity therapy demonstration**

H. Wittenberg, Germany

Posters (Tuesday, 29 May 2007)

- 01 Psychiatric stroke liaison nurse – role on a stroke rehabilitation unit**
D.A. Shave, Western Community Hospital, UK
- 02 The role of the stroke specialist nurse in thrombolysis service development**
G. Cluckie, Guy's and St. Thomas' NHS Foundation Trust, UK
- 03 The development of a labetalol learning package for registered nurses working in an acute stroke unit involved in the nursing care of the thrombolysed stroke patient**
G. Cluckie, S. Walker, Guy's and St. Thomas' NHS Foundation Trust, UK
- 04 Perceptions of in-patient stroke survivors of their involvement in the rehabilitation process in the first six weeks of stroke**
E.A. Mitchell, School of Nursing, University of Ulster, UK
- 05 Views of nurses and therapists on the diagnosis and treatment of hypoxia after stroke**
S. Sills, C. Roffe, North Staffordshire Stroke Services, Keele University, UK
- 06 The role of the psychiatric stroke liaison nurse on a stroke rehabilitation unit**
D.A. Shave, Tannersbrook Stroke Rehabilitation Unit, UK

13:00 – 15:00 **Room Alsh**

Teaching Course 1: How should I investigate my patient with suspected hereditary stroke?

Presenters: H. Chabriat, France, A. Rolfs, Germany and M. Dichgans, Germany

13:00 – 15:00 **Room Boisdale**

Teaching Course 2: Stroke in the female

Chairs: H. Christensen, Denmark and B. Stegmayr, Sweden

Stroke during pregnancy and puerperium

N. Futrell, USA

Hormone use and stroke (contraceptive pills and postmenopausal oestrogen therapy)

H. Christensen, Denmark

Are there gender differences in management and prognosis after stroke?

B. Stegmayr, Sweden

13:00 – 15:00 **Room Carron**

Teaching Course 3: Intracerebral haemorrhage (ICH)

Chairs: H.C. Koennecke, Germany and T. Steiner, Germany

Pathophysiological aspects of ICH

N. Bornstein, Israel

The significance of microbleeds on MRI

H.C. Koennecke, Germany

Underlying causes of ICH: Do we know who, when and how to investigate?

C. Cordonnier, France

Management of warfarin-associated ICH

T. Steiner, Germany

13:00 – 15:00 **Room Dochart**

Teaching Course 4: How to write a good abstract

A. Alexandrov, USA and M.G. Hennerici, Germany

13:00 – 15:00 **Room Gala**

Teaching Course 5: IMT ultrasound: Theory and practise

P.J. Touboul, France

15:00 – 15:30 **Coffee break**

15:30 – 17:30 **Room Alsh**

Teaching Course 6: Planning, conduction and analysis of Randomised Controlled Trials

Chairs: P. Sandercock, UK and M. Dennis, UK

Systematic reviews as a tool for planning trials and interpreting results of completed trials

P. Bath, UK

Managing clinical trials from start to finish

P. Sandercock, UK

Trials of treatments that aren't drugs

M. Dennis, UK

Do's and don'ts of analysing stroke trial results

S. Lewis, UK

15:30 – 17:30 **Room Boisdale**

Teaching Course 7: Infections and stroke

Chairs: A. Chamorro, Spain and A. Lindgren, Sweden

Stroke-induced immunosuppression: From lab to clinics

A. Chamorro, Spain

Clinical trials of antibiotic therapy for acute stroke

A. Meisel, Germany

Infectious complications following stroke

A. Lindgren, Sweden

Infectious causes of stroke in different geographical areas

O. del Brutto, Ecuador

15:30 – 17:30 **Room Carron**

Teaching Course 8: Posterior circulation strokes: Are they really different?

Chairs: K. Szabo, Germany and W. Schonewille, The Netherlands

Natural history of posterior vs anterior circulation stroke

E. Flossmann, UK

Stroke mechanisms in the posterior circulation

K. Szabo, Germany

The challenge of neuroimaging in posterior circulation stroke

A. Gass, Switzerland

Treatment perspectives for posterior circulation stroke

W. Schonewille, The Netherlands

15:30 – 17:30 **Room Dochart**

Teaching Course 9: How to prepare a scientific manuscript

Presenters: A. Alexandrov, USA and K.R. Lees, UK

15:30 – 17:30 **Room Gala**

Teaching Course 10: Neurosonology update: Theory and practise

Presenters: S. Meairs, Germany and G. Seidel, Germany

17:45 – 18:15 **Clyde Auditorium**

Opening Session

18:15 – **Guided walk to the Glasgow Science Centre for the**
approx. 20:30 **Welcome Reception**

8:30 – 10:30 **Clyde Auditorium**

Scientific Symposium 1: The pathway to better stroke treatments

Chairs: M.M. Brown, UK and K.R. Lees, UK

Making the most of data from animal experiments

M. Macleod, UK

Systematic reviews – an essential step in the research cycle

P. Sandercock, UK

Overcoming the obstacles to multi-centre trials in rehabilitation

A. Forster, UK

The opportunities from, and challenges of, trials in the developing world

M. Liu, China

Future trials of cholesterol reduction and risk modification to reduce the global burden of stroke disease

G. Hankey, Australia

This symposium is supported by an unrestricted educational grant from Pfizer.

10:30 – 11:00 **Coffee break and visit of the exhibition**

11:00 – 11:45 **Clyde Auditorium**

Opening and Johann Jacob Wepfer Award Lecture

Chairs: M.G. Hennerici, Germany and G.L. Lenzi, Italy

Opening remarks

M.M. Brown, UK

Introduction of the Johann Jacob Wepfer Award Lecture

G.L. Lenzi, Italy

The Johann Jacob Wepfer Award Lecture: Chances and battles in stroke research

C. Warlow, UK

11:00 – 12:30 **Room Alsh**

Oral Session: Epidemiology of stroke

Chairs: H. Mattle, Switzerland and J. Matias-Guiu, Spain

- 11:00 – 11:10 **Higher rates of stroke in more deprived areas: Results from a pooled analysis of stroke incidence studies in Australia and New Zealand**
K. Carter, S. Islam, E. Heeley, A. Thrift, G. Hankey, K. Jamrozik, A. Cass, C. Anderson, George Institute for International Health, Australia
- 11:10 – 11:20 **Decrease in the stroke case-fatality rates in a French population-based on a twenty-year study**
Y. Bejot, M. Caillier, O. Rouaud, J. Durier, E. Millerot, C. Marie, M. Zeller, Y. Cottin, G.V. Osseby, M. Giroud, Stroke Registry of Dijon, France
- 11:20 – 11:30 **First results of stroke care optimisation in the Russian Federation**
V. Skvortsova, L. Stakhovskaya, N. Airian, K. Shekhovtsova, K. Meshkova, E. Gusev, Russian State Medical University, Russian Federation
- 11:30 – 11:40 **Incidence of stroke in European countries: The European Registries of Stroke (EROS) Collaboration**
P.U. Heuschmann, A. Di Carlo, M. Giroud, D. Rastenyte, D. Ryglewicz, C. Sarti, M. Torrent, N.G. Wahlgren, C.D.A. Wolfe, King's College London, UK
- 11:40 – 11:50 **The incidence of aetiological subtypes of stroke in a multi-ethnic population based study: The South London Stroke Register**
C. Hajat, C. Coshall, R. McGovern, T.S. Padayachee, J. Chambers, A.G. Rudd, C.D. Wolfe, King's College London, UK
- 11:50 – 12:00 **Revalidation of the ABCD Score in the Northeast Scotland population**
S. Shaikh, J. Brittenden, S.P. Wilkinson, E. Horne, M.J. Macleod, University of Aberdeen, UK
- 12:00 – 12:10 **Retinal arteriolar venular calibre ratios do not differ in lacunar versus cortical stroke**
F.N. Doubal, P.E. Hokke, T.J. MacGillivray, J.M. Wardlaw, M.S. Dennis, University of Edinburgh, UK

12:10 – 12:20 **Change in pre-stroke risk factors and medication according to stroke subtypes from a 20-year population-based study**

Y. Bejot, O. Rouaud, M. Caillier, I. Benatru, J. Durier, C. Marie, M. Zeller, Y. Cottin, G.V. Osseby, M. Giroud, Stroke Registry of Dijon, France

12:20 – 12:30 **Twenty-five year trends in incidence and outcome of subarachnoid haemorrhage in Oxfordshire, UK**

C.E. Lovelock, Z. Mehta, P.M. Rothwell, University of Oxford, UK

11:00 – 12:30 **Room Boisdale**

Oral Session: Dementia / Cognition

Chairs: J.M. Orgogozo, France and F. Fazekas, Austria

11:00 – 11:10 **Lesion burden and location in CADASIL: Lacunar lesions and strategically located microhemorrhages are associated with impairment in CADASIL**

A. Viswanathan, C. Dufouil, E. Jouvent, A. Gschwendtner, M. O'Sullivan, J.P. Guichard, M. Holtmannspötter, O. Godin, C. Pachai, M.G. Bousser, CHU Lariboisière, Assistance Publique des Hôpitaux de Paris, France

11:10 – 11:20 **Reduced neuro-functional reserve in patients with subcortical vascular encephalopathy (SVE)**

M. Griebbe, M. Amann, K. Szabo, R.R. Kern, A. Bongers, J.G. Hirsch, L. Achtnichts, M.G. Hennerici, A. Gass, Universitätsklinikum Mannheim, University of Heidelberg, Germany

11:20 – 11:30 **Subcortical hyperintensities on baseline MRI predict conversion to vascular and mixed dementia in MCI patients**

S. Debette, S. Bombois, X. Delbeuck, C. Delmaire, A. Bruandet, D. Leys, F. Pasquier, University Hospital of Lille, France

ctd p. 28

Oral Session: Dementia / Cognition (ctd)

- 11:30 – 11:40 **Periventricular, deep frontal and internal capsular age-related white matter changes correlate with upper limb motor compromise – new insights from the LADIS Study**
C. Blahak, H. Bänzner, A.A. Gouw, L. Pantoni, D. Inzitari, M.G. Hennerici, Universitätsklinikum Mannheim, University of Heidelberg, Germany
- 11:40 – 11:50 **Urinary disturbances in elderly non-disabled subjects with cerebral age-related white matter changes. The LADIS (Leukoaraiosis And DISability) Study**
A. Poggesi, L. Pantoni, G. Pracucci, H. Chabriat, F. Fazekas, J.M. Ferro, P. Langhorne, M.C. Visser, M.G. Hennerici, D. Inzitari, University of Florence, Italy
- 11:50 – 12:00 **Bilateral DWI-positive small hippocampal lesions in Transient Global Amnesia are associated with emotional stress**
H. Bänzner, M. Wiarda, K. Szabo, M.G. Hennerici, Universitätsklinikum Mannheim, University of Heidelberg, Germany
- 12:00 – 12:10 **Acute confusional state after stroke: Predictor of incident dementia?**
P.L.M. de Kort, M.W.A. van Rijsbergen, A.W. Oldenbeuving, R.E. Mark, B.P.W. Jansen, L.J. Kappelle, S. Las, G. Roks, St. Elisabeth Hospital Tilburg, The Netherlands
- 12:10 – 12:20 **Combining the MMSE and IQCODE to detect vascular dementia and Alzheimer's disease**
K. Narasimhalu, J. Lee, C.P. Chen, National Neuroscience Institute, Singapore General Hospital, Singapore
- 12:20 – 12:30 **Differences in post-stroke cognitive decline between ethnic groups: The South London Stroke Register (SLSR)**
P.U. Heuschmann, R. Stewart, A.M. Toschke, C.D.A. Wolfe, King's College London, UK

11:00 – 12:30 **Room Carron**

Oral Session: Acute stroke: Early management and stroke units

Chairs: L. Candelise, Italy and N.G. Wahlgren, Sweden

11:00 – 11:10 **Stroke-unit care for acute stroke patients**

L. Candelise, M. Gattinoni, A. Bersano, G. Micieli, R. Sterzi, A. Morabito, Fondazione Ospedale Maggiore Policlinico, Italy

11:10 – 11:20 **Stroke care in France in 2005: A national survey**

I. Bonnaud, M. Hommel, F. Woimant, French Neurovascular Society, France

11:20 – 11:30 **Thrombolysis with IV tPA in France in 2005**

I. Bonnaud, M. Hommel, F. Woimant, French Neurovascular Society, France

11:30 – 11:40 **Influence of the stroke code activation source on the outcome of patients with acute stroke**

N. Pérez de la Ossa, M. Millán, J.F. Arenillas, J. Sanchez-Ojanguren, E. Palomeras, L. Dorado, C. Guerrero, M. Gallofré, A. Dávalos, Hospital Germans Trias i Pujol de Badalona, Spain

11:40 – 11:50 **Facilities available in European hospitals treating stroke patients: Results of the European stroke facilities survey**

D. Leys, E.B. Ringelstein, M. Kaste, W. Hacke, University of Lille, France

11:50 – 12:00 **Safety and feasibility results of a very early rehabilitation trial (AVERT): Phase II**

J. Bernhardt, H. Dewey, J. Collier, A. Thrift, T. Sharpley, G. Donnan, National Stroke Research Institute, University of Melbourne, Australia

12:00 – 12:10 **A meta-analysis of clinical trials of routine automated physiological monitoring in acute stroke**

L. Govan, University of Glasgow, UK

ctd p. 30

Oral Session: Acute stroke: Early management and stroke units (ctd)

- 12:10 – 12:20 **Trends in early mortality of ischemic stroke – the comparison of National Registries of 2001 and 2005**
M. Niewada, I. Sarzynska-Dlugosz, M. Skowronska, B. Kamiski, A. Kobayashi, D. Ryglewicz, A. Czlonkowska, Institute of Psychiatry and Neurology, Poland
- 12:20 – 12:30 **Validity of NIHSS in pre-hospital medicine**
F. Boutot, K. Milojevic, L. Berton, A. Beltramini, D. Razazi, C. Chhuon, C. Nifle, F. Pico, Y. Lambert, Versailles Hospital, Mobile Intensive Care Unit, France

11:00 – 12:30 **Room Dochart**

Oral Session: Vascular imaging

Chairs: N. Bornstein, Israel and S. Meairs, Germany

- 11:00 – 11:10 **Contribution of high-b-value in determination of brain ischemia in transient ischemic attack patients**
F. Purroy, R. Begue, J. Sanahuja, A. Quilez, L. Brieva, P. Granes, M. Oro, M.I. Gil, Hospital Universitari Arnau De Vilanova De Lleida, Universitat De Lleida, Spain
- 11:10 – 11:20 **A new diagnostic criterion of middle cerebral artery stenosis by transcranial Doppler**
Q. Hao, S. Gao, K.S. Wong, Department of Medicine and Therapeutics, Chinese University of Hong Kong, Hong Kong
- 11:20 – 11:30 **New combined power M-mode and spectrogram TCD microemboli signal criteria improve emboli detection and limit artifact misinterpretation**
Y. Choi, M. Saqqur, F. Khan, A. Jin, C. Stephenson, E. Stewart, J.M. Boulanger, S. Coutts, A.M. Demchuk, University of Calgary, Canada
- 11:30 – 11:40 **Anatomical study of the Middle Cerebral Artery (MCA) M1 segment using Magnetic Resonance Angiography (MRA) and Transcranial Color Coded Sonography (TCCS)**
F. Vuillier, E. Medeiros, E. Revenco, P. Decavel, L. Tatu, T. Moulin, University Hospital Besançon, France

- 11:40 – 11:50 **Critical cap thickness and rupture in symptomatic carotid plaques: Implications for imaging**
J. Redgrave, P. Gallagher, J. Lovett, P. Rothwell, University of Oxford, UK
- 11:50 – 12:00 **The vulnerable carotid artery plaque: Detection by using high-resolution MRI and high-resolution B-mode ultrasound**
L. Esposito, D. Sander, P. Heider, O. Wolf, O. Greil, H. Poppert, Klinikum rechts der Isar, Neurology Clinic, Technical University of Munich, Germany
- 12:00 – 12:10 **Ultrasound diagnosis of spontaneous carotid dissection with isolated horner syndrome is not reliable**
M. Arnold, M.G. Bousser, C. Stapf, D. Benninger, K. Nedeltchev, D. Georgiadis, M. Sturzenegger, H.P. Mattle, R.W. Baumgartner, University Hospitals Bern and Zurich, Switzerland; Hôpital Lariboisière, France
- 12:10 – 12:20 **Carotid intima-media thickness is increased, but internal carotid plaque reduced, in black compared with white subjects**
A.D. Mackinnon, P. Jerrard-Dunne, L. Porteous, H.S. Markus, Centre for Clinical Neuroscience, Cardiac and Vascular Sciences, St. George's University of London, UK
- 12:20 – 12:30 **18FDG-PET imaging of human carotid arteries prior to endarterectomy confirms it is a bilateral disease**
M.A. Font, A. Fernandez, M. Miguel, C. Gamez, F. Rubio, J. Krupinski, Hospital Universitari de Bellvitge, Spain

11:45 – 12:30 **Clyde Auditorium**

Oral Session: Large clinical trials (RCTs)

Chairs: J.L. Mas, France and B. Norrving, Sweden

- 11:45 – 12:00 **Randomised, placebo-controlled, double-blind phase III study to assess rFVIIa efficacy in acute intracerebral hemorrhage: The FAST Trial**
S.A. Mayer, N.C. Brun, K. Begtrup, J.P. Broderick, S.M. Davis, M.N. Diringier, B.E. Skolnick, T. Steiner, on behalf of the FAST Investigators

ctd p. 32

Oral Session: Large clinical trials (RCTs) (ctd)

12:00 – 12:15 **BAFTA: A randomised controlled trial of warfarin versus aspirin for stroke prevention in atrial fibrillation in a primary care population aged over 75**

J. Mant, R. Hobbs, D. Fitzmaurice, G. Lip, K. Fletcher, A. Roalfe, E. Murray, for the BAFTA Trialists

12:15 – 12:30 **Oral anticoagulants versus aspirin after cerebral ischaemia of arterial origin: Analyses from ESPRIT and SPIRIT**

A. Algra, on behalf of the ESPRIT Trialists

12:30 – 13:00 **Lunch**

13:00 – 14:30 **Poster Session I**

(see pages 71 – 85)

13:00 – 14:30 **Lomond Auditorium**

Satellite Symposium Boehringer Ingelheim

(see page 130)

14:30 – 16:00 **Clyde Auditorium**

Scientific Symposium 2: Headache and stroke

Chair: M.G. Boussier, France

Thunderclap headache: SAH and beyond

B. Demaerschalk, USA

Recent aspects in the pathophysiology and functional imaging of headache

M. Sanchez del Rio, Spain

Migraine and stroke

H.C. Diener, Germany

16:15 – 17:15 **Lomond Auditorium**

Oral Session: Stroke and infections

Chairs: A. Czlonkowska, Poland and A. Chamorro, Spain

- 16:15 – 16:25 **Preventive antibacterial therapy in stroke – results of the PANTHERIS Trial**
H. Harms, K. Prass, C. Meisel, E. Halle, U. Dirnagl, A. Meisel, Charité, University Hospital Berlin, Germany
- 16:25 – 16:35 **Prophylactic antibiotic therapy in patients with acute severe ischemic stroke. Final results of the Mannheim Infection in Stroke Study (MISS)**
S. Schwarz, F.A. Shaljami, C. Sick, S. Meairs, M.G. Hennerici, Central Institute of Mental Health, Universitätsklinikum Mannheim, University of Heidelberg, Germany
- 16:35 – 16:45 **Stroke-associated infection is an independent risk factor for poor outcome after acute ischemic stroke. Data from the Netherlands Stroke Survey**
F.H. Vermeij, W. Scholte op Reimer, R.J. Van Oostenbrugge, C.L. Franke, P. De Man, D.W.J. Dippel, St. Franciscus Gasthuis, The Netherlands
- 16:45 – 16:55 **Prediction of pneumonia in acute ischemic stroke – the Schleswig-Holstein Pneumonia Score (SHPS)**
G. Seidel, C. Matthias, H. Raspe, University of Schleswig-Holstein, Campus Lübeck, Germany
- 16:55 – 17:05 **Urinary catheterisation predicts post stroke urinary tract infection**
H. Miller, J. Tilston, L. Bowie, C. Sellars, D.J. Stott, P. Langhorne, Glasgow Royal Infirmary, UK
- 17:05 – 17:15 **Th1/Th2 shift induced by simvastatin in the acute phase of ischemic stroke is associated with both neurological improvement and increased risk of infections**
J. Montaner, A. Penalba, I. Fernández-Cadenas, M. Navarro, A. Rosell, E. Cuadrado-Godia, P. Chacón, O. Maisterra, C.A. Molina, J. Alvarez-Sabín, Neurovascular Research Laboratory, Stroke Unit, Vall d'Hebron Hospital, Spain

16:15 – 17:45 **Room Alsh**

Oral Session: Meta-analysis and review papers

Chairs: A. Algra, The Netherlands and A. Carolei, Italy

- 16:15 – 16:25 **Stroke prevention by cilostazol in patients with cerebrovascular disease, peripheral artery disease and coronary stenting: A meta-analysis of clinical trials**
S. Uchiyama, S. Goto, Y. Shinohara, W.M. Stone, S.R. Money, S.U. Kwon, Neurological Institute, Tokyo Women's Medical University, Japan
- 16:25 – 16:35 **Combined aspirin and dipyridamole versus aspirin alone in secondary prevention after TIA or stroke of arterial origin: An updated IPD meta-analysis from randomised trials**
L.J. Gray, P.H.A. Halkes, P. Bath, A. Algra, Institute of Neuroscience, University of Nottingham, UK
- 16:35 – 16:45 **Complications after treatment of intracranial arteriovenous malformations: A systematic review**
J. van Beijnum, H.B. van der Worp, D.R. Buis, A. Algra, L.J. Kappelle, G.J. Rinkel, R. Al-Shahi Salman, J.W. Berkelbach van der Sprenkel, W.P. Vandertop, C.J. Klijn, UMCU, VU Medical Center, The Netherlands; University of Edinburgh, Western General Hospital, UK
- 16:45 – 16:55 **SYNTHESIS: A randomised controlled multi-centre trial comparing intra-arterial and intravenous thrombolysis in acute ischemic stroke**
A. Ciccone, E. Ballabio, I.M. Santilli, L. Valvassori, A. Costa, M. Magoni, N. Checcarelli, M. Guidotti, M. Sessa, R. Sterzi, "Niguarda Ca' Granda" Hospital, Italy
- 16:55 – 17:05 **Stroke liaison workers for patients and carers**
G. Ellis, Academic Section of Geriatric Medicine, UK
- 17:05 – 17:15 **A systematic review of information provision for stroke patients and their caregivers**
J. Smith, J. Young, P. Knapp, A. House, J. Wright, University of Leeds, Academic Unit of Elderly Care and Rehabilitation, UK

- 17:15 – 17:25 **Organised inpatient (stroke unit) care for stroke**
L. Govan, P. Langhorne, C.J. Weir, University of Glasgow, UK
- 17:25 – 17:35 **Progesterone for the treatment of experimental brain injury:
A systematic review**
*C.L. Gibson, L.J. Gray, S.P. Murphy, P.M.W. Bath, Institute of Neuroscience,
University of Nottingham, UK*
- 17:35 – 17:45 **Modelling the impact of potential sources of bias in animal models of
stroke**
E.S. Sena, M.R. Macleod, CAMARADES Collaboration, UK
- 16:15 – 17:45 **Room Boisdale**
- Oral Session: Cerebral haemorrhage and SAH**
-
- Chairs: A. Massaro, Brazil and J.P. Mohr, USA*
- 16:15 – 16:25 **Pre-morbid antiplatelet use is associated with larger haematoma
volume and worse outcome after intracerebral haemorrhage:
Population-based study**
C.E. Lovelock, L. Marquardt, P.M. Rothwell, University of Oxford, UK
- 16:25 – 16:35 **Glutathione peroxidase 1 gene C593T polymorphism is associated
with lobar intracerebral hemorrhage in a Polish population**
*J. Pera, A. Slowik, T. Dziedzic, R. Pulyk, A. Szczudlik, Jagiellonian University,
Poland*
- 16:35 – 16:45 **Transcranial duplex sonography for monitoring hyperacute
intracranial hemorrhage**
*E. Santamarina, R. Delgado-Mederos, M. Rubiera, P. Delgado, O. Maisterra,
M. Ribó, J. Álvarez-Sabín, C. Molina, Hospital Vall Hebron, Spain*
- 16:45 – 16:55 **Total cholesterol level and outcome after intracranial hemorrhage**
*J. Calleja, G. Arrambide, A. Leyva, A. Arauz, Instituto Nacional de Neurología
y Neurocirugía, Mexico*

Oral Session: Cerebral haemorrhage and SAH (ctd)

- 16:55 – 17:05 **FXIII Val34Leu polymorphism is not associated with hematoma enlargement in patients with acute intracerebral hemorrhage**
J. Martí-Fàbregas, M. Borrell, D. Cocho, I. Tirado, L.A. Querol, M. Suárez, M. De Juan, R. Marín, J. Fontcuberta, J.-L. Martí-Vilalta, Hospital de la Santa Creu i Sant Pau, Spain
- 17:05 – 17:15 **Hematoma and perihematoma hypodensity volume: MRI and CT correlation in the acute phase of intracerebral hemorrhage**
Y. Silva, S. Remollo, F. Nombela, V. Cruz, M. Castellanos, S. Pedraza, J. Serena, Hospital Doctor Josep Trueta, Spain
- 17:15 – 17:25 **High fasting glucose levels after subarachnoid haemorrhage predict delayed cerebral ischemia and poor outcome**
N.D. Kruyt, G.R. Biessels, Y.B. Roos, W.M. van den Bergh, S.M. Dorhout Mees, G.J.E. Rinkel, Academic Medical Centre, The Netherlands
- 17:25 – 17:35 **Prognostic value of new grading scale based solely on Glasgow Coma Scale in patients with subarachnoid haemorrhage compared to World Federations of Neurological Surgeons scale**
S.M. Dorhout Mees, A.W. van Heuven, A. Algra, G.J. Rinkel, University Medical Center Utrecht, The Netherlands
- 17:35 – 17:45 **Impact of red blood cell transfusion on outcome after subarachnoid hemorrhage**
K.E. Wartenberg, J.M. Schmidt, A. Fernandez, J.A. Frontera, J. Claassen, N.D. Ostapovich, D. Palestrant, A. Parra, N. Badjatia, Columbia University, USA

16:15 – 17:05 **Room Carron**

Oral Session: TIA

Chairs: P. Amarenco, France and P. Rothwell, UK

- 16:15 – 16:25 **Prognosis of transient neurological attacks: The Rotterdam Study**
M.J. Bos, M.J. van Rijn, J.C. Witteman, A. Hofman, P.J. Koudstaal, M.M. Breteler, Epidemiology & Biostatistics, Erasmus Medical Center, The Netherlands
- 16:25 – 16:35 **TIA clinic: Description and first year experience**
P.C. Lavallée, E. Meseguer, L. Cabrejo, M. Mazighi, H. Abboud, O. Simon, J.M. Olivot, P. Amarenco, Bichat University Hospital and Medical School, France
- 16:35 – 16:45 **Diagnosis of transient ischemic attack and minor stroke by general practitioners and neurologists**
E. Maasland, P.J. Koudstaal, D.W.J. Dippel, Erasmus University Medical Center, The Netherlands
- 16:45 – 16:55 **Substantial underestimation of the need for outpatient services for transient ischemic attack and minor stroke in the UK**
M.F. Giles, P.M. Rothwell, Stroke Prevention Unit, Oxford University, Department of Clinical Neurology, Radcliffe Infirmary, UK
- 16:55 – 17:05 **Previous ipsilateral TIA as a prognostic factor in acute stroke patients treated with intravenous thrombolysis**
M. Alonso de Leciana, B. Fuentes, P. Simal, J.A. Egido, F. Díaz-Otero, E. Díez-Tejedor, A. Gil, J. Masjuan, University Hospital Ramon y Cajal, Spain; University Hospital La Paz, Spain; Clínico San Carlos, Spain; Gregorio Marañón, Spain

16:15 – 17:45 **Room Dochart**

Oral Session: Prognostic predictors

Chairs: E. Diez-Tejedor, Spain and P. Wester, Sweden

16:15 – 16:25 **The prediction of short-term and long-term outcomes after cardiac arrest – a prospective multivariate approach**

J. Röther, G. Kreymann, S. Kluge, G. de Heer, J. Liepert, S. Bodenbug, K. Pawlik, J. Prohl, Klinikum Minden, Germany

16:25 – 16:35 **S-100B protein predicts the early recanalisation of the acute middle cerebral artery occlusion**

R. Herzig, P. Schneiderka, S. Burval, D. Sanak, I. Vlachova, D. Skoloudik, M. Kral, J. Zapletalova, M. Herman, P. Kanovsky, Palacky University Hospital, Czech Republic

16:35 – 16:45 **Endothelin-1 predicts severe cerebral edema in patients with acute stroke treated with t-PA**

O. Moldes, M. Rodriguez-Yañez, T. Sobrino, M. Millan, M. Castellanos, D. Brea, I. Lizasoain, M.A. Moro, J. Vivancos, A. Dávalos, University of Santiago de Compostela, Spain

16:45 – 16:55 **The metabolic syndrome is associated with a poor response to thrombolysis in stroke patients with acute middle cerebral artery occlusions**

L. Ispuerto, J.F. Arenillas, M. Millán, N. Pérez de la Ossa, L. Dorado, M. Blanco, Y. Silva, J. Serena, J. Castillo, A. Dávalos, Stroke Unit, Germans Trias University Hospital, Spain

16:55 – 17:05 **Predictive value of visually assessed perfusion lesions in 100 stroke patients**

S. Siemonsen, T. Fitting, G. Thomalla, A. Krutzelmann, J. Fiehler, University of Hamburg, Germany

- 17:05 – 17:15 **Thresholds of PWI abnormality reduction associated with arterial recanalisation and clinical improvement**
O. Maisterra, M. Ribó, J. Álvarez-Sabín, R. Delgado-Mederos, A. Rovira, M. Rubiera, E. Santamarina, J. Montaner, C.A. Molina, Vall d'Hebron Hospital, Spain
- 17:15 – 17:25 **Intracranial thrombus extent predicts the clinical outcome and final infarct size in ischemic stroke: The Clot Burden Score**
V. Puetz, I. Dzialowski, M.D. Hill, S. Subramaniam, P.N. Sylaja, A. Krol, M. Hudon, W. Hu, A.M. Demchuk, Department of Clinical Neurosciences, Calgary Stroke Program, University of Calgary, Canada
- 17:25 – 17:35 **Pre-treatment with statins is a predictor of better outcome after an ischemic stroke, mainly in the lacunar subtype**
P. Martínez-Sánchez, C. Rivera, B. Fuentes, M.A. Ortega-Casarrubios, E. Díez-Tejedor, La Paz University Hospital, Spain
- 17:35 – 17:45 **Lack of predictive value of a “bedside” test of platelet function (PFA-100 CADP closure time) in a population based cohort study of acute vascular events**
L.E. Silver, L. Marquardt, P. Harrison, H.C. Segal, A.B. Syed, P.M. Rothwell, Stroke Prevention Research Unit, University of Oxford, UK

17:05 – 17:45 **Room Carron**

Oral Session: Old age and stroke

Chairs: P. Amarenco, France and P. Rothwell, UK

- 17:05 – 17:15 **Treatment results of stroke patients greater 80 years receiving intravenous rt-PA**
M. Jauss, J. Allendoerfer, E. Stolz, H.J. Schuetz, B. Misselwitz, Knappschafts Krankenhaus Bottrop, Germany

ctd p. 40

Oral Session: Old age and stroke (ctd)

- 17:15 – 17:25 **The very old stroke patient – urgent needs for specific management and treatment**
Y.P. Shah, M.G. Hennerici, Department of Neurology, Universitätsklinikum Mannheim, University of Heidelberg, Germany
- 17:25 – 17:35 **Correlation between morning blood pressure surge and regional changes in brain perfusion in elderly population**
A. Siennicki-Lantz, S. Elmståhl, Department of Health Sciences, Division of Geriatric Medicine, Malmö University Hospital, Sweden
- 17:35 – 17:45 **Gender disparity in the access of elderly patients to acute stroke care**
C. Foerch, H. Steinmetz, T. Neumann-Haefelin, M. Sitzer, Johann Wolfgang Goethe University, Germany

18:00 – 19:30 **Clyde Auditorium**

Satellite Symposium Sanofi-Aventis / Bristol-Myers Squibb

(see page 130)

18:00 – 19:30 **Room Alsh**

Satellite Symposium Pfizer

(see page 131)

18:00–19:30 **Room Boisdale**

Satellite Symposium Otsuka

(see page 132)

8:00 – 10:00 **Clyde Auditorium**

Scientific Symposium 3: Status and trends in the management of acute intracranial haemorrhage

Chairs: T. Steiner, Germany and K. Muir, UK

Introduction

K. Muir, UK

Molecular pathology of ICH and neuroprotection

J. Montaner, Spain

Imaging advances in intracranial haemorrhage

H. Rowley, USA

Haemorrhage risk prediction in the management of brain arteriovenous malformations

C. Stapf, France

Current recommendations on the management of ICH

T. Steiner, Germany

Updates on ICH trials

S. Davis, Australia

Panel discussion and closing remarks

K. Muir, UK and S.A. Mayer, USA

This session is supported by an unrestricted educational grant from Novo Nordisk.

10:00–10:30 **Coffee break and visit of the exhibition**

10:30 – 12:30 **Lomond Auditorium**

Scientific Symposium 4: Small vessel disease

Chairs: H. Bätzner, Germany and H. Markus, UK

Definition and clinical features

G. Roman, USA

Pathogenesis and role of endothelial dysfunction

H. Markus, UK

Imaging (including surrogate markers)

R. Schmidt, Austria

The LADIS Study

D. Inzitari, Italy

Treatment aspects

L. Pantoni, Italy

10:30 – 12:30 **Room Alsh**

Oral Session: Experimental studies

Chairs: C.C. Eschenfelder, Germany and L. Hirt, Switzerland

10:30 – 10:40 **Targeting platelets in acute experimental stroke: Impact of GPIIb, GPVI and GPIIb/IIIa blockade on infarct size, functional outcome and intracranial bleeding**

C. Kleinschnitz, M. Pozgajova, M. Pham, M. Bendszus, B. Nieswandt, G. Stoll, University of Würzburg, Germany

10:40 – 10:50 **t-PA treatment increases circulating endothelial progenitor cells (EPCs) in acute ischemic stroke**

T. Sobrino, J.F. Arenillas, R. Leira, D. Brea, M. Castellanos, O. Hurtado, M.A. Moro, I. Lizasoain, A. Dávalos, J. Castillo, University of Santiago de Compostela, Spain

- 10:50 – 11:00 **Identification of matrix metalloproteinases in ischemic brain tissue and its intra-nuclear location in both human stroke and mcao rat model**
E. Cuadrado, A. Rosell, M. Borrell-Pages, M. Hernandez-Guillamon, A. Penalba, L. Ortega, M. Ribo, C.A. Molina, J. Alvarez-Sabin, J. Montaner, Neurovascular Research Lab, University Hospital Vall d'Hebron, Spain
- 11:00 – 11:10 **Stroke unit care combined with early supported discharge improves five-year outcome**
H. Fjærtoft, B. Indredavik, G. Rohweder, St. Olavs University Hospital, Department of Neuroscience, Norway
- 11:10 – 11:20 **Low frequency (60 kHz) transcranial therapeutic ultrasound is detrimental and leads to infarct enlargement in middle cerebral artery occlusion in rats**
M. Nedelmann, P. Reuter, M. Walberer, C. Sommer, B. Alessandri, O. Kempfski, C. Mueller, G. Bachmann, M. Kaps, T. Gerriets, Justus-Liebig University Giessen, Germany
- 11:20 – 11:30 **Effects of oxygen tension on the survival and differentiation of neural stem cells**
A. Zádori, V.A. Ágoston, K. Demeter, A. Göbl, Z. Nagy, E. Madarász, Institute of Experimental Medicine; National Institute of Psychiatry and Neurology; Hyperbaric Centre, Hungary
- 11:30 – 11:40 **Neuroprotection by oxygen in acute transient focal cerebral ischemia is dose dependent and shows superiority of hyperbaric oxygenation (HBO)**
C.C. Eschenfelder, R. Krug, J. Meyne, A.F. Yusofi, T. Herdegen, A. Koch, U.M. Carl, G. Deuschl, University Hospital Schleswig-Holstein, Campus Kiel, Germany
- 11:40 – 11:50 **Aquaporin expression after thrombin preconditioning in ischemic mouse brain**
L. Hirt, M. Price, K. Wiegler, N. Mastour, J.F. Brunet, J. Badaut, Centre Hospitalier Universitaire Vaudois, Switzerland

Oral Session: Experimental studies (ctd)

- 11:50 – 12:00 **G-CSF and rt-PA for the treatment of experimental embolic stroke**
R. Kollmar, N. Henninger, C. Urbanek, S. Schwab, University of Erlangen, Germany
- 12:00 – 12:10 **Calpain activation plays a role in the pathophysiology of focal cerebral ischemia and determines loss of tissue viability at the ischemic penumbra**
M. Gutiérrez, M. Alonso de Leciñana, M. Salinas, J. Masjuan, I. Ayuso, E. Díez Tejedor, La Paz University Hospital and Ramón y Cajal University Hospital, Spain
- 12:10 – 12:20 **Expanding the time window for neuroprotection after focal cerebral ischemia by G-CSF**
R. Kollmar, J. Han, T. Blank, S. Schwab, University of Erlangen, Germany
- 12:20 – 12:30 **Reproducibility of diagnosis of “aspirin non-responsiveness” on repeat testing: A study of three platelet function tests**
L.E. Silver, P. Harrison, H.C. Segal, A.B. Syed, P.M. Rothwell, Stroke Prevention Research Unit, Department of Clinical Neurology, University of Oxford, UK

10:30 – 12:30 **Room Boisdale**

Oral Session: Acute stroke: Complications and early outcome

Chairs: D. Tanne, Israel and A. Tsiskaridze, Georgia

- 10:30 – 10:40 **Prognostic value of blood pressure profiles on cerebral hemorrhages in rt-PA treated patients**
M. Yong, J. Mau, Institute of Statistics in Medicine, Heinrich Heine University, Germany
- 10:40 – 10:50 **Risk assessment in acute stroke using diffusion weighted MRI prior to thrombolytic treatment**
O.C. Singer, Klinik für Neurologie, Universitätsklinikum Frankfurt am Main, Germany

- 10:50 – 11:00 **Subgroup analysis in iron overload-related brain damage in patients with acute ischemic stroke and thrombolytic treatment**
M. Millán, M. Blanco, M. Castellanos, F. Nombela, M. García, J.F. Arenillas, T. Sobrino, N. Pérez de la Ossa, J. Serena, A. Dávalos, Hospital Universitari Germans Trias i Pujol, Spain
- 11:00 – 11:10 **Intravenous thrombolysis in tandem internal carotid artery/middle cerebral artery occlusion: No difference in MRI lesion volumes and clinical outcome as compared to isolated middle cerebral artery occlusion**
G. Thomalla, A. Krüzelmann, S. Siemonsen, C. Gerloff, M. Rosenkranz, J. Röther, J. Fiehler, University Hospital Hamburg-Eppendorf, Germany
- 11:10 – 11:20 **Intracranial occlusion and extracranial disease identified by CT angiography predict worsening of function in patients with minor stroke and TIA**
C. O'Reilly, V. Puetz, M. Eliasziw, I. Dzialowski, A. Krol, S.B. Coutts, A.M. Demchuk, University of Calgary, Canada
- 11:20 – 11:30 **Prior antiplatelet use and risk of symptomatic intracerebral haemorrhage after IV thrombolysis for acute ischaemic stroke**
M. Uyttenboogaart, M.W. Koch, K. Koopman, P.C. Vroomen, J. De Keyser, G.J. Luijckx, University Medical Centre Groningen, The Netherlands
- 11:30 – 11:40 **Initiation of oral anticoagulation after acute ischemic stroke or TIA: timing and complications of heparin bridging and conventional treatment: The TEMPiS Project**
H.J. Audebert, B. Schenk, J. Schenkel, P. Heuschmann, Guy's and Thomas' Hospitals, NHS Trust, UK
- 11:40 – 11:50 **A multi-centre study on early hemorrhagic transformation in ischemic stroke: Preliminary results**
M. Paciaroni, G. Silvestrelli, W. Ageno, A. Alberti, A. Lanari, V. Caso, L. Bertolani, M. Venti, P. Previdi, G. Agnelli, Stroke Unit, University of Perugia, Italy

Oral Session: Acute stroke: Complications and early outcome (ctd)

- 11:50 – 12:00 **A polymorphism in the 5' untranslated region of the aquaporin 4 gene is related to parenchymal hemorrhage in patients with acute ischemic stroke**
M. Castellanos, N. Pérez de la Ossa, O. Moldes, I. Lizasoain, J. Serena, R. Rodríguez, T. Sobrino, J. Vivancos, Y. Silva, J. Mallolas, Hospital Universitari de Girona Doctor Josep Trueta, Spain
- 12:00 – 12:10 **Hemoglobin level and clinical outcome in patients with acute stroke**
R. Schwartz, Y. Schwammenthal, O. Merzeliak, T. Philips, D. Orion, D. Tanne, Sheba Medical Center, Israel
- 12:10 – 12:20 **Polyuria and sodium dysbalances in stroke patients**
V. Spatenkova, A. Kazda, P. Skrabalek, V. Benes, Z. Slegrova, P. Suchomel, Neurocentre ICU, Regional Hospital Liberec, Czech Republic
- 12:20 – 12:30 **Prevalence and determinants of subdiaphragmatic visceral infarction in patients with fatal stroke**
H. Abboud, J. Labreuche, D. Seilhan, F. Gongora-Rivera, A. Jaramillo, P.G. Steg, J.J. Hauw, P.S.M. Amarenco, Bichat Stroke Centre, France

10:30 – 11:30 **Room Carron**

Oral Session: Vascular biology

Chairs: M. Endres, Germany and W.D. Heiss, Germany

- 10:30 – 10:40 **Increased PrPc expression in advanced carotid lesions**
M.M. Turu, P. Ethirajan, A. Elaslali, M. Font, F. Rubio, L. Badimon, M. Slevin, J. Krupinski, HUB, Bellvitge, IDIBELL, CSIC-ICCC-HSCSP, Spain; Manchester Metropolitan University, UK
- 10:40 – 10:50 **Pathological correlates of a systemic predisposition to plaque instability: Does carotid plaque predict coronary events?**
J. Redgrave, J. Lovett, P. Rothwell, University of Oxford, UK

10:50 – 11:00 **High density lipoprotein cholesterol and the risk of stroke and carotid atherosclerosis: A systematic review**

P.S.M. Amarenco, J. Labreuche, P.J. Touboul, Bichat Stroke Centre, France

11:00 – 11:10 **Pathological correlates of a systemic predisposition to plaque instability in patients with bilateral symptomatic carotid stenosis**

J.N.E. Redgrave, O. Geraghty, J.K. Lovett, P.M. Rothwell, Stroke Prevention Research Unit, Department of Clinical Neurology, Oxford University, UK

11:10 – 11:20 **Activated protein C predicts recanalisation, hemorrhagic transformation and mortality after thrombolytic therapy in stroke patients**

M. Mendioroz, I. Fernández-Cadenas, J. Álvarez-Sabín, D. Quiroga, E. Cuadrado-Godia, P. Delgado, M. Rubiera, M. Ribó, C.A. Molina, J. Montaner, Neurovascular Research Laboratory, Vall D'Hebron Hospital, Spain

11:20 – 11:30 **Stroke risk factors and short-term stroke outcomes among Singaporeans of Chinese, Malay and Indian ethnicities in comparison to Caucasians**

V.K. Sharma, G. Tsvigoulis, B.P. Chan, H.L. Teoh, S. Vassilopoulou, B.K. Ong, K. Spengos, A.V. Alexandrov, National University Hospital, Singapore; Eginition Hospital, University of Athens, Greece

10:30 – 11:30 **Room Dochart**

Oral Session: Acute stroke: Clinical patterns and practise

Chairs: O. Busse, Germany and D. Karacostas, Greece

10:30 – 10:40 **The 1st Catalan stroke audit: Assessment of quality of care before the implementation of clinical practice guidelines on stroke**

S. Abilleira, A. Ribera, E. Sánchez, J. Roquer, E. Duarte, M. Gallofré, Catalan Agency for Health Technology Assessment and Research (CAHTA), Spain

Oral Session: Acute stroke: Clinical patterns and practise (ctd)

- 10:40 – 10:50 **Current acute stroke management in China: A large-scale national study**
E.L. Heeley, Y. Huang, J. Wang, M. Liu, A. Headley, C.S. Anderson, George Institute for International Health, Australia
- 10:50 – 11:00 **Blood pressure monitoring in acute ischemic stroke and outcome: Role of stroke severity in blood pressure trends**
P. Rossi, D. Manganaro, C. Mandelli, B. Zecca, C. Boiti, E. Ziglioli, G. Pasqualino, V. Monzani, G. Figini, G. Torgano, Emergency Department, Ospedale Maggiore, Mangiagalli e Regina Elena, IRCCS Foundation, Italy
- 11:00 – 11:10 **The Functional Impairment Risk Score (FIRS) identifies patients at high risk of disability after TIA or minor stroke**
S. Coutts, M. Eliasziw, M. Hill, S. James, S. Suresh, A. Buchan, A. Demchuk, University of Calgary, Canada
- 11:10 – 11:20 **Timing of recanalisation after microbubble-enhanced intravenous thrombolysis in basilar artery occlusion**
J. Pagola, M. Ribo, J. Alvarez-Sabin, M. Lange, M. Rubiera, C. Molina, Unitat Neurovascular Vall d'Herbron, Spain
- 11:20 – 11:30 **Discrepancies between clinical stroke syndrome and infarct location on brain imaging: Does the site of lacunar infarct influence clinical presentation?**
G.M. Potter, F. Doubal, C.A. Jackson, C. Sudlow, M.S. Dennis, J.M. Wardlaw, Division of Clinical Neurosciences, University of Edinburgh, UK
- 10:30 – 12:30 **Room Gala**

Workshop 1: IMT Consensus – an update 2007

Chair: P.J. Touboul, France

11:30 – 12:30 **Room Carron**

Oral Session: Management and economics

Chairs: D.W.J. Dippel, The Netherlands and I. Henriques, Portugal

- 11:30 – 11:40 **An emergency clinical pathway for the management of critical stroke patients: Results of a randomised clinical trial in the Lazio Region, Italy**
A. De Luca, D. Toni, L. Lauria, M.L. Sacchetti, M. Barbolini, E. Puca, M. Ferri, M. Prencipe, G. Guasticchi, Public Health Agency, Lazio Region, Italy
- 11:40 – 11:50 **Variation between hospitals in patient outcome after stroke and is only partly explained by differences in quality of care. Data from The Netherlands**
D.W.J. Dippel, H.F. Lingsma, S. Hoeks, E.W. Steyerberg, C.L. Franke, R.J. van Oostenbrugge, G. de Jong, M.L. Simoons, W. Scholte op Reimer, Erasmus MC University Medical Center, The Netherlands
- 11:50 – 12:00 **Economic evaluation alongside a phase II, multi-centre, randomised controlled trial of very early rehabilitation after stroke (AVERT)**
K. Tay-Teo, M. Moodie, J. Bernhardt, A. Thrift, J. Collier, G. Donnan, H. Dewey, National Stroke Research Institute, University of Melbourne, Australia
- 12:00 – 12:10 **The economic burden of adults with intracranial vascular malformations: Prospective, population-based cohort study**
C.E. Miller, P. McNamee, R. Al-Shahi Salman, Division of Clinical Neurosciences, University of Edinburgh, UK
- 12:10 – 12:20 **The long-term costs of ischemic (IS) and hemorrhagic (ICH) stroke from the North East Melbourne Stroke Incidence Study (NEMESIS)**
D.A. Cadilhac, R.C. Carter, A.G. Thrift, H.M. Dewey, University of Melbourne, Australia
- 12:20 – 12:30 **Sociodemographic differences in return to work after stroke – a follow-up study with the South London Stroke Register**
M.A. Busch, C. Coshall, Ö. Saka, C.D.A. Wolfe, King's College London, Division of Health and Social Care Research, UK

11:30 – 12:30 **Room Dochart**

Oral Session: Long-term outcome of stroke

Chairs: J. Lodder, The Netherlands and T. Truelsen, Denmark

11:30 – 11:40 **Impact of modified Rankin Scale score at 6 months on long-term survival after ischaemic stroke in 2,593 patients from OCSF and LSR**

K. Bruins Slot, E. Berge, P. Sandercock, S. Lewis, P. Dorman, Ullevål University Hospital, Norway

11:40 – 11:50 **A two-centre randomised controlled trial evaluation of structured, routine follow up after a disabling stroke**

A. Forster, J. Young, S. Bogle, J. Green, J. Murray, C. Patterson, J. Smith, P. Wanklyn, H. Wild, Academic Unit of Elderly Care and Rehabilitation, University of Leeds, UK

11:50 – 12:00 **Caring for stroke survivors: Baseline and one-year determinants of caregiver burden**

H. Rigby, G. Gubitz, G. Eskes, Y. Reidy, C. Christian, S. Phillips, Dalhousie University, Canada

12:00 – 12:10 **Long-term outcome of patients with early or late epileptic seizures after stroke: A prospective clinical and ct-morphological study in 174 patients**

C. Muhl, B. Böger, K. Klauser, E. Seidel, U. Kempkes, J. Jörg, Helios Klinikum Wuppertal, University of Witten-Herdecke, Germany

12:10 – 12:20 **Cilostazol reduces cerebral hemorrhage in secondary stroke prevention: A multi-centre, randomised, double-blinded, aspirin control study**

Y.N. Huang, Peking University First Hospital, China

12:20 – 12:30 **Patterns of smoking cessation amongst stroke survivors in the first 3 years post stroke: Findings from the South London Stroke Register (SLSR)**

S.P. Ives, J. Redfern, P. Heuschmann, C.D.A. Wolfe, King's College London, UK

12:30 – 13:00 **Lunch**

13:00 – 14:30 **Poster Session II**

(see pages 86 – 126)

13:00 – 14:30 **Satellite Symposium Shire Human Genetic Therapies**

(see page 133)

14:00 – 16:00 **Clyde Auditorium**

EUSI Controversies

Chair: A. Chamorro, Spain

Should hemicraniectomy be restricted to young patients?

Yes: B. van der Worp, The Netherlands

No: W. Hacke, Germany

Stenting for symptomatic carotid disease: The door is still open

Yes: M.M. Brown, UK

No: D. Leys, France

Should we look for microbleeds before starting chronic oral anticoagulation?

Yes: M.G. Hennerici, Germany

No: J.M. Ferro, Portugal

14:30 – 16:00 **Room Alsh**

Oral Session: Recovery and rehabilitation 1

Chairs: M. Brainin, Austria and P. Langhorne, UK

- 14:30 – 14:40 **Effects of amphetamine on stroke recovery: A systematic review**
N. Sprigg, M. Willmot, L.J. Gray, P.M.W. Bath, University of Nottingham, UK
- 14:40 – 14:50 **Functional MRI correlates of lower limb function in stroke victims with gait impairment**
C. Enzinger, H. Johansen-Berg, H. Dawes, S. Ropele, U. Kischka, D. Wade, F. Fazekas, P.M. Matthews, Medical University Graz, Austria
- 14:50 – 15:00 **The neural substrates of impaired tapping regularity after stroke: An fMRI study**
C. Calautti, P.S. Jones, M. Naccarato, N. Sharma, D.J. Day, T.A. Carpenter, E.A. Warburton, J.C. Baron, University of Cambridge, UK
- 15:00 – 15:10 **Functional Magnetic Resonance Imaging (fMRI) in patient with chronic spatial neglect after ischemic stroke reveals therapy-induced modifications in attention-related areas**
E. Nennig, G. Leifert-Fiebach, M. Wengenroth, C.J. Fiebach, S. Walther, J. Reinhardt, T. Brandt, R. Babinsky, A. Welfringer, C. Stippich, University of Heidelberg, Germany
- 15:10 – 15:20 **The effect of Achellis tendon vibration on gait performance in ambulatory stroke patients**
L.J. Hsu, S.I. Lin, H.C. Wang, C.F. Liao, College of Medicine, National Cheng Kung University, Taiwan
- 15:20 – 15:30 **A treatment schedule to record current physical therapy interventions for the upper limb after stroke: Validity and reliability**
C. Donaldson, V. Pomeroy, R.C. Tallis, St. George's University of London, UK
- 15:30 – 15:40 **The effects of different intensity of exercise-based physiotherapy on motor recovery in the lower limb after stroke: A meta-analysis**
E.V. Cooke, R.C. Tallis, V.M. Pomeroy, St. George's University of London, UK

15:40 – 15:50 **Mobilisation and Tactile Stimulation (MTS) therapy to enhance upper limb recovery after stroke. Phase I investigation of acceptable dose, efficacy and underlying mechanisms**

L. Hammett, C. Anderson, N. Smith, S. Hunter, S. Ball, R. Tallis, N. Ward, S. Chambers, A. Rudd, V. Pomeroy, St. George's University of London, UK

15:50 – 16:00 **Speech and language therapy for aphasia following stroke – Cochrane systematic review update**

H. McGrane, M. Brady, P. Enderby, Nursing, Midwifery and Allied Health Professions Research Unit, University of Stirling, UK

14:30 – 16:00 **Room Boisdale**

Oral Session: Risk factors of stroke 1

Chairs: J. Röther, Germany and K. Spengos, Greece

14:30 – 14:40 **Risk factor profiles in patients with stroke, myocardial infarction and Atrial Fibrillation (AF): The Japan Thrombosis Registry for AF, Coronary or Cerebrovascular Events (J-TRACE)**

S. Uchiyama, S. Goto, H. Origasa, K. Shimada, Y. Ikeda, Tokyo Women's Medical University, Japan

14:40 – 14:50 **Clustering of vascular risk factors and early mortality after acute ischemic stroke**

J. Jimenez-Conde, A. Ois, A. Rodriguez-Campello, M. Gomis, E. Cuadrado, C. Pont, G. Cucurella, J. Roquer, Hospital del Mar, Spain

14:50 – 15:00 **Differing risk factor profiles for lacunar versus non-lacunar ischaemic stroke suggest different arterial pathologies: A collaborative individual patient data analysis**

C.A. Jackson, C.L. Sudlow, University of Edinburgh, UK

ctd p. 54

Oral Session: Risk factors of stroke 1 (ctd)

- 15:00 – 15:10 **Obstacles to control of hypertension, diabetes, and dyslipidemia after ischemic stroke**
M. Dakermadjji, S. Lanthier, Université de Montréal, Hôpital Notre-Dame, Canada
- 15:10 – 15:20 **Association between traditional vascular risk factors and the odds of posterior versus anterior circulation stroke**
J. Silva, M. O'Donnell, L. Gould, J. Fang, W. Oczkowski, N. Mohammed, F. Silver, McMaster University, Canada
- 15:20 – 15:30 **Blood pressure affects the risk of long-term fatal stroke immaterial of body weight**
U. Goldbourt, Tel Aviv University, Israel
- 15:30 – 15:40 **Agreement between office and 24h ambulatory blood pressure control by antihypertensive treatment in general practice: The MARTE Study**
A. Zaninelli, G. Parati, P.A. Modesti, A.A. Bignamini, C. Cricelli, F. Pampanara, G. Bilo, G. Mancia, G.F. Gensini, University of Florence, School of Medicine, Italy
- 15:40 – 15:50 **Cerebral microbleeds in hypertension: Associations with nocturnal blood pressure indices**
L. Henskens, R. van Oostenbrugge, A. Kroon, P. de Leeuw, J. Lodder, University Hospital Maastricht and Cardiovascular Research Institute Maastricht, Maastricht University, The Netherlands
- 15:50 – 16:00 **Serum concentrations of metals and intima-media thickness in young women: Results from the ARFY (Atherosclerosis Risk-Factors in Female Youngsters) Study**
M. Knoflach, S. Kiechl, D. Bernhard, A. Zangerle, D. Penz, A. Seubert, C. Schmidauer, W. Buchberger, J. Willeit, G. Wick, University Medical Center Innsbruck, Austria

14:30 – 16:00 **Room Carron**

Oral Session: Acute stroke: Treatment concepts

Chairs: S. Davis, Australia and M. Fisher, USA

- 14:30 – 14:40 **Effects of the novel neuroprotective drug DP-b99 in acute human stroke: A phase IIb clinical trial**
H.C. Diener, G. Rosenberg, University of Duisburg-Essen, Germany
- 14:40 – 14:50 **The Lacunar Brain Infarction, Cerebral Hyperactivity and Atorvastatin Trial (Lacunar-B.I.C.H.A.T.)**
P. Lavallée, F. Gongora-Rivera, A. Jaramillo, D. Brenner, J. Labreuche, F. Chédru, T. de Broucker, S. Deltour, H. Hosseini, M. Obadia, F. Pico, J. Salama, J. Servan, I. Pithois-Merl, Hôpital Bichat, France
- 14:50 – 15:00 **Are results from the Safe Implementation of Thrombolysis in Stroke – Monitoring Study (SITS-MOST) and from randomised controlled trials comparable – a multivariate analysis**
N. Wahlgren, N. Eriksson, M. Köhrmann, N. Ahmed, G.A. Ford, M. Kaste, K.R. Lees, R.O. Roine, D. Toni, G. Vanhooren, SITS International, Karolinska Institutet, Sweden
- 15:00 – 15:10 **MRI-based institutional thrombolysis protocol in acute stroke patients in the 3 – 6 h time-window – experience from 60 patients**
A. Förster, K. Szabo, R. Kern, M. Griebbe, S. Bukow, M.G. Hennerici, A. Gass, Universitätsklinikum Mannheim, University of Heidelberg, Germany
- 15:10 – 15:20 **Disappearance of Hyperdense Middle Cerebral Artery Sign (HMCAS) after i.v. thrombolysis – results from 1,737 patients in the SITS database**
T. Kharitonova, M. Thorén, N. Ahmed, N. Wahlgren, Department of Neurology, Karolinska University Hospital, Sweden
- 15:20 – 15:30 **Recanalisation and blood pressure changes after IV thrombolysis**
J.L. Riley, K.W. Muir, University of Glasgow, UK

ctd p. 56

Oral Session: Acute stroke: Treatment concepts (ctd)

- 15:30 – 15:40 **Increased risk of symptomatic intracerebral haemorrhage in patients treated with intraarterial thrombolysis for acute stroke**
O.C. Singer, J. Berkefeld, S. Hoelig, M.C. Humpich, J. Fiehler, A. Gass, A. Kastrup, J.S. Kim, D.S. Liebeskind, C. Rosso, Klinik für Neurologie, Universitätsklinikum Frankfurt am Main, Germany
- 15:40 – 15:50 **Effect of blood pressure on the efficacy of microbubbles-enhanced sonothrombolysis in acute stroke**
M. Rubiera, M. Ribo, E. Santamarina, R. Delgado-Mederos, P. Delgado, O. Maisterra, J. Alvarez-Sabin, C.A. Molina, Vall d'Hebron Hospital, Spain
- 15:50 – 16:00 **Intracranial occlusion revealed by CT angiography modifies the benefit of IV tPA treatment**
P.N. Sylaja, I. Dzialowski, V. Puetz, M. Eliaswiz, M.D. Hill, A. Krol, C. O'Reilly, A.M. Demchuk, Calgary Stroke Program, Department of Clinical Neurosciences, University of Calgary, Canada

14:30 – 16:00 **Room Dochart**

Oral Session: Brain imaging – new developments

Chairs: S. Siemonsen, Germany and J. Wardlaw, UK

- 14:30 – 14:40 **Blood oxygen level dependend (BOLD) lesions in MRI predict infarct growth in acute stroke patients**
S. Siemonsen, T. Fitting, G. Thomalla, A. Lorenzen, A. Kruetzelmann, J. Fiehler, University Medical Center Hamburg-Eppendorf, Germany
- 14:40 – 14:50 **Magnetic resonance molecular imaging of endothelial activation in acute stroke with a novel iron oxide nanoparticle contrast agent**
A.Y. Jin, D. Rushforth, R. Filfil, U. Tuor, J. Kaur, F. Ni, D. Kirk, T. Foniok, K. Deka, P.A. Barber, University of Calgary, Canada

- 14:50 – 15:00 **Mapping of brain metabolism using oxygen challenge with magnetic resonance imaging in acute stroke patients**
K.A. Dani, C. Santosh, D. Brennan, I.M. Macrae, B. Condon, D.M. Hadley, K.W. Muir, Institute of Neurological Sciences, UK
- 15:00 – 15:10 **How reliable is perfusion MR (pMR) in acute stroke?**
A formal comparison with fully quantitative PET
M. Takasawa, P.S. Jones, J.V. Guadagno, S. Christensen, T.D. Fryer, S. Harding, G.B. Williams, L. Ostergaard, E.A. Warburton, J.C. Baron, Stroke Research Group, Department of Clinical Neurosciences, University of Cambridge, UK
- 15:10 – 15:20 **NAA and lactate in acute stroke – temporal variation over 3 months**
V. Cvoró, S. Muñoz Maniega, J.M. Wardlaw, Division of Clinical Neurosciences, University of Edinburgh, UK
- 15:20 – 15:30 **Real-time assessment of MCA infarction with ultrasound**
S. Meairs, R. Kern, M. Kablau, A. Diels, J. Pettenpohl, C. Sick, M.G. Hennerici, Universitätsklinikum Mannheim, University of Heidelberg, Germany
- 15:30 – 15:40 **Posterior circulation ASPECTS score on CTA source images indicates population with suspected vertebrobasilar ischemia unlikely to have a good outcome**
V. Puetz, P.N. Sylaja, S.B. Coutts, M.D. Hill, I. Dzialowski, A.M. Demchuk, Calgary CTA Study Group, Department of Clinical Neurosciences, Calgary Stroke Program, University of Calgary, Canada
- 15:40 – 15:50 **Effect on required sample size of selecting acute stroke neuroprotection clinical trial patients using magnetic resonance imaging (MRI) criteria**
C.J. Weir, S. Warach, K.R. Lees, University of Glasgow, UK
- 15:50 – 16:00 **3D MRI analysis of unitary volume of lacunes in CADASIL**
D. Hervé, O. Godin, M.O. Sullivan, C. Dufouil, A. Viswanathan, E. Jouvent, J.P. Guichard, M.G. Boussier, M. Dichgans, H. Chabriat, CHU Lariboisière, Assistance Publique des Hôpitaux de Paris, France
- 16:00 – 16:30 **Coffee break and visit of the exhibition**

16:30 – 18:00 **Clyde Auditorium**

Scientific Symposium 5: New approaches to enhancing stroke recovery

Chairs: M. Fisher, USA and V. Hömberg, Germany

Adjuvant brain stimulation after stroke: Hype or hope?

C. Gerloff, Germany

Laser light therapy

M. Fisher, USA

Neuropharmacological interventions

P. Wester, Sweden

Restraint therapy: EXCITE

S. Wolf, USA

Supported by unrestricted educational grants from Northstar Neuroscience and PhotoThera

16:30 – 18:00 **Lomond Auditorium**

Workshop 2: A challenging case

Chairs: P.D. Schellinger, Germany and M. Grond, Germany

Presumed malignant hypertension: Heart or brain?

H. Mattle, Switzerland

Therapy resistant vertigo: An ENT emergency?

T. Steiner, Germany

Encroaching tiger, hidden dragon

A. Buchan, UK

Progressive vessel occlusion during intravenous thrombolysis

J. Röther, Germany

“Having two strings to one's bow” or “Better safe than sorry”

P.D. Schellinger, Germany

Just a carotid stenosis

S. Meairs, Germany

16:30 – 18:00 **Room Alsh**

Oral Session: Recovery and rehabilitation 2

Chairs: J.C. Baron, UK and A.P. Sigurdsson, Iceland

- 16:30 – 16:40 **The effects of Botulinum Toxin A (BTX-A) on plantarflexor spasticity, stiffness and gait in chronic stroke**
S.D. Bagg, A.C. Novac, B. Brouwer, Queen's University, Canada
- 16:40 – 16:50 **Cortical activation changes following botulinum-toxin treatment of post-stroke arm spasticity: Evidence from fMRI examination**
P. Hlustik, P. Kanovsky, R. Herzig, H. Vranova, Z. Senkarova, P. Otruba, M. Herman, Palacky University and University Hospital, Czech Republic
- 16:50 – 17:00 **Effectiveness of botulinum toxin in the treatment of focal upper limb spasticity 31 years after a stroke: A goal-oriented case study**
D.J. Werring, K. Baker, K. Buchanan, National Hospital for Neurology and Neurosurgery and Institute of Neurology, UK
- 17:00 – 17:10 **Improving quality of life after stroke by enhancing coping strategies: Cost and effectiveness estimates based on a prognostic study**
A.S.E. Darlington, D.W.J. Dippel, G.M. Ribbers, R. van Balen, J. Passchier, J.V. Busschbach, Erasmus MC, The Netherlands
- 17:10 – 17:20 **Cognitive training in patients with first lacunar stroke – a randomised pilot trial for the prevention of post-stroke cognitive decline**
K. Matz, Y. Teuschl, R. Eckhardt, A. Herbst, A. Dachenhausen, M. Brainin, Danube University Krems, Centre for Clinical Neurosciences, Austria
- 17:20 – 17:30 **Comparison of stroke outcomes after rehabilitation of patients from different ethnic backgrounds**
C.E. Connolly, D. Lee, J. Estell, R. Renton, Braeside Hospital, UK
- 17:30 – 17:40 **The eventual effect of environment on walking performance in chronic stroke patients**
A.C. Carvalho, A.C. Willén, A.K.S. Sunnerhagen, Göteborg University, Sweden

ctd p. 60

Oral Session: Recovery and rehabilitation 2 (ctd)

- 17:40 – 17:50 **Prediction model of motor outcome in patients with stroke**
E. Duarte, E. Marco, M. Tejero, R. Boza, A. Guillen, J. Muniesa, R. Belmonte, M. Pou, A. Aguirrezabal, F. Escalada, Hospital De L'esperança, Universitat Autònoma De Barcelona, Spain
- 17:50 – 18:00 **Prognosis and functional recovery in stroke patients according to their socioeconomical state**
L. Benavente, S. Calleja, S. Rodríguez, J. Villafani, T. Temprano, C.H. Lahoz, Hospital Universitario Central de Asturias, Spain

16:30 – 18:00 **Room Boisdale**

Oral Session: Risk factors of stroke 2

Chairs: G. Ford, UK and D. Toni, Italy

- 16:30 – 16:40 **Relationship between smoking and pathological features of recently symptomatic carotid plaques: The Oxford Plaque Study**
J.N.E. Redgrave, O. Geraghty, J.K. Lovett, P.M. Rothwell, Stroke Prevention Research Unit, Department of Clinical Neurology, Oxford University, UK
- 16:40 – 16:50 **Association of paraoxonase with carotid atherosclerosis in ischemic stroke patients**
S. Shenhar-Tsarfaty, E. Ben-Assayag, K. Ofek, I. Bova, L. Shopin, S. Berliner, I. Shapira, N.M. Bornstein, H. Soreq, Tel Aviv Sourasky Medical Center, Israel
- 16:50 – 17:00 **Large calf circumference is inversely associated with carotid plaques**
S. Debette, N. Leone, J. Gariépy, C. Tzourio, J.F. Dartigues, K. Ritchie, A. Alpérovitch, P. Ducimetière, P. Amouyel, M. Zureik, University Hospital of Lille, France
- 17:00 – 17:10 **Anticoagulation underuse for atrial fibrillation is a global phenomenon: Results from the REACH Registry**
M.D. Hill, J. Röther, M.J. Alberts, P. Michel, D.L. Bhatt, F.T. Aichner, S. Goto, J.L. Mas, University of Calgary, Canada

- 17:10 – 17:20 **Low levels of protein Z are associated with an increased risk of recurrent vascular events: A population-based study**
H.C. Segal, L.E. Silver, A.B. Syed, Z. Mehta, D.M. Keeling, P. Harrison, P.M. Rothwell, The Stroke Prevention Research Unit, University of Oxford, UK
- 17:20 – 17:30 **Is the ABCD score useful in predicting the stroke risk after transient ischemic attack?**
P.N. Sylaja, Y. Choi, C. Sivakumar, A. Alkhatami, M.D. Hill, Calgary Stroke Program, Department of Clinical Neurosciences, University of Calgary, Canada
- 17:30 – 17:40 **Prevalence of obesity among Asian ischemic stroke patients in Singapore using various measures and criteria**
D.A. De Silva, D.J. Lim, F.P. Woon, S. Ting, H.M. Chang, M.C. Wong, C. Chen, National Neuroscience Institute, Singapore General Hospital Campus, Singapore
- 17:40 – 17:50 **The level of physical activity in the week preceding an ischemic stroke**
L. Krarup, T. Truelsen, A. Pedersen, H. Lerke, M. Lindahl, L. Hansen, P. Schnohr, G. Boysen, Copenhagen University Hospital Bispebjerg, Denmark
- 17:50 – 18:00 **Chronic kidney disease and clinical outcome in patients with acute stroke**
G. Yahalom, R. Schwartz, Y. Schwammenthal, O. Merzeliak, M. Toashi, D. Orion, D. Tanne, Sheba Academic Center, Israel

16:30 – 18:00 **Room Carron**

Oral Session: Acute stroke: Treatment concepts 2

Chairs: R. Baumgartner, Switzerland and G. Donnan, Australia

- 16:30 – 16:40 **Dysphagia bedside screening for acute stroke patients: The Gugging Swallowing Screen (GUSS)**
M. Trapl, P. Enderle, M. Nowotny, Y. Teuschl, K. Matz, M. Brainin, Center of Clinical Neurosciences, Danube University Krems, Landeskrankenhaus Donaueggen Maria Gugging, Austria

Oral Session: Acute stroke: Treatment concepts 2 (ctd)

- 16:40 – 16:50 **Cold saline infusion into the carotid artery decreases ipsilateral middle cerebral artery blood flow**
J.H. Choi, T. Rundek, R.S. Marshall, H. Mast, J.P. Mohr, J. Pile-Spellman, Columbia University, USA
- 16:50 – 17:00 **Degradation of extracellular RNA by intravenous RNASE provides neuroprotective effects in ischemic stroke**
M. Walberer, S. Fischer, C. Friedrich, G. Bachmann, C. Mueller, E. Stolz, F. Blaes, K.T. Preissner, T. Gerriets, Department of Experimental Neurology and Department of Biochemistry, University Giessen; Kerckhoff Clinic Bad Nauheim, Germany
- 17:00 – 17:10 **Imaging-based efficacy trial of low-dose tenecteplase versus standard dose alteplase for acute ischaemic stroke – pilot phase**
M.W. Parsons, A. Loiselle, G.A. Bateman, C.R. Levi, John Hunter Hospital, University of Newcastle, Australia
- 17:10 – 17:20 **Colony stimulating factors for treating stroke: A systematic review**
N. Sprigg, T. England, P.M.W. Bath, University of Nottingham, UK
- 17:20 – 17:30 **In-hospital acute stroke treated with intravenous t-PA**
J. Masjuan, M.E. Novillo, P. Simal, B. Fuentes, J. Egido, E. Díez-Tejedor, F. Díaz-Otero, A. Gil-Núñez, M. Alonso De Leciñana, Hospital Ramón Y Cajal, Hospital Clínico San Carlos, Hospital La Paz, Hospital Gregorio Marañón, Spain
- 17:30 – 17:40 **A pilot study of dual treatment with rt-PA and uric acid in acute ischemic stroke**
S. Amaro, V. Obach, A. Cervera, M. Gomez-Choco, X. Urra, A.M. Planas, A. Chamorro, Department of Neurological Sciences, Hospital Clinic and IDIBAPS, Spain

17:40 – 17:50 **Alpha-stat versus pH-stat guided ventilation in patients with large ischemic stroke**

R. Kollmar, D. Georgiadis, W. Mier, J. Hoffend, S. Schwab, University of Erlangen, Germany

17:50–18:00 **Discussion**

16:30 – 17:20 **Room Dochart**

Oral Session: Venous diseases

Chairs: C. Stem, The Netherlands and H. Chabriat, France

16:30 – 16:40 **Remote seizures in acute cerebral vein and dural sinus thrombosis (CVT). Incidence and associated conditions**

J.M. Ferro, J. Vasconcelos, P. Canhão, M.G. Bousser, J. Stam, F. Barinagarrementeria, Hospital de Santa Maria, Portugal

16:40 – 16:50 **MRI features of isolated cortical vein thrombosis: Diagnosis and follow-up**

I. Crassard, M. Boukobza, M.G. Bousser, H. Chabriat, Lariboisière Hospital, France

16:50 – 17:00 **Intracranial haemorrhage as a prognostic factor in patients with acute cerebral venous thrombosis treated with intravenous heparin**

M.A. Busch, S. Mehraein, M. Weih, K.M. Einhäupl, F. Masuhr, Charité, Germany

17:00 – 17:10 **Prothrombotic mutations in cerebral venous thrombosis**

L.O. Gouveia, Santa Maria Hospital, Portugal

17:10 – 17:20 **Isolated lateral sinus thrombosis: 62 cases**

M. Damak, I. Crassard, V. Wolff, M.G. Bousser, Lariboisière Hospital, France

17:20 – 18:00 **Room Dochart**

Oral Session: Heart and brain

Chairs: H. Mattle, Switzerland and K. Muir, UK

17:20 – 17:30 **Parietal stroke location is associated with fatal cardiac outcomes: The Northern Manhattan Stroke Study (NOMASS)**

F. Rincon, M. Dharmoon, Y. Moon, B. Boden-Albala, M.R. Di Tullio, R.L. Sacco, M.S. Elkind, Columbia University, USA

17:30 – 17:40 **Endocardial atrial fibrillation ablation procedures are associated with profuse microembolic signals whereas epicardial ablation is not**

L. Sauren, M. la Meir, T. Bodifée, E. van der Veen, L. de Roy, W. Mess, H. Ceijns, J. Maessen, Academic Hospital Maastricht, The Netherlands

17:40 – 17:50 **External validity of anticoagulation versus aspirin trial for the oldest patients with atrial fibrillation**

A. Corvol, D. Somme, H. Lahjibi-Paulet, C. Bauer, C. Lazarovici, O. Saint Jean, European Hospital Georges Pompidou, France

17:50 – 18:00 **Do filters protect the brain from microembolisation during bypass surgery?**

T. Gerriets, N. Schwarz, J. Baehr, E. Stolz, A. Kluge, M. Kaps, W.P. Klovekorn, G. Bachmann, M. Schönburg, University Giessen and Kerckhoff Clinic Bad Nauheim, Germany

18:15 – 19:45 **Lomond Auditorium**

Satellite Symposium SIECV

(see page 133)

18:15 – 19:45 **Room Alsh**

Satellite Symposium Xigen

(see page 134)

8:00 – 10:00 **Coffee (as from 8:00) and visit of the exhibition (as from 8:30)**

8:30 – 9:30 **Clyde Auditorium**

Joint Symposium ESC & ESC (European Society of Cardiology and European Stroke Conference)

Chairs: H. Mattle, Switzerland and K. Muir, UK

Cardiac arrhythmia as a cause of stroke

S. Ernst, Germany

Coronary and cerebrovascular atherosclerosis

A. Algra, The Netherlands

8:30 – 10:00 **Lomond Auditorium**

Satellite Symposium Ferrer Group

(see page 135)

8:30 – 9:30 **Room Alsh**

Oral Session: Vascular surgery and neurosurgery / Interventional neuroradiology

Chairs: A. Halliday, UK and D. Schneider, Germany

8:30 – 8:40 **Opinions of endovascular experts on risks of rupture, risks of treatment and indications to treat unruptured intracranial aneurysms are consistent, but incompatible with ISUIA**

J. Raymond, T. Nguyen, CHUM Notre-Dame Hospital, Canada

8:40 – 8:50 **Emergent carotid disobliteration versus intravenous thrombolysis in ischaemic stroke due to acute internal carotid artery occlusion: Comparison of 1-year clinical outcome**

R. Herzig, M. Kral, P. Olivier, D. Sanak, P. Bachleda, P. Utikal, S. Burval, D. Skoloudik, I. Vlachova, P. Michel, University Hospital Olomouc, Czech Republic; Centre Hospitalier Universitaire Vaudois, Switzerland

- 8:50 – 9:00 **Blood-borne tissue factor activity predicts major cerebrovascular events in patients undergoing carotid endarterectomy: Results from 1-year follow-up study**
J. Krupinski, M. Turu, M.A. Font, M. Slevin, L. Badimon, J. Martinez-Gonzalez, F. Rubio, University Hospital of Bellvitge (HUB), Fundació IDIBELL, Spain
- 9:00 – 9:10 **The challenge of timely carotid endarterectomy for women with symptomatic carotid stenosis**
C. Harraher, C. Dawson, I. Fleetwood, G. Gubitz, C. Christian, G. Mackean, S. Phillips, Division of Neurosurgery, Halifax Infirmary, Canada
- 9:10 – 9:20 **Angioplasty and stenting for symptomatic atherosclerotic intracranial stenosis: Procedures and outcome in 28 consecutive patients with 33 intracranial stenosis**
E. Ballabio, V. Branca, M. Isalberti, P. Nuzzi, A. Bersano, C. Cinnante, S. Lanfranconi, L. Candelise, Fondazione Ospedale Maggiore Policlinico Mangiagalli e Regina Elena, Italy
- 9:20 – 9:30 **Carotid artery stenting in ischaemic stroke prevention: Initial results from the National Programme of Prevention and Treatment of Cardiovascular Diseases POLKARD**
A. Kobayashi, J. Bembenek, A. Dowzenko, M. Skowronska, I. Sarzynska-Dlugosz, A. Czlonkowska, Institute of Psychiatry and Neurology, Medical University of Warsaw, Poland

9:30 – 10:00 **Clyde Auditorium**

Young Investigators Awards

Chair: G.L. Lenzi, Italy

Take Home Message from Investigators

9:30 – 10:30 **Room Alsh**

Oral Session: Stroke and diabetes

Chairs: A. Davalos, Spain and J. Norris, UK

- 9:30 – 09:40 **Effect of insulin on lactate concentration measured using MR spectroscopy in acute ischaemic stroke**
M.T. McCormick, J.R. McLean, J. Chisholm, B. Condon, D. Hadley, K.W. Muir, University of Glasgow, UK
- 9:40 – 9:50 **Clinical features and outcome in acute stroke patients with unrecognised diabetes mellitus**
B. Fuentes, E. Diez-Tejedor, J. Castillo, J. Serena, A. Gil-Nuñez, J. Vivancos, A. Davalos, J. Egido, Stroke Unit, University Hospital La Paz, Spain
- 9:50 – 10:00 **Von Willebrand Factor – a predictor marker of stroke in diabetics**
D.S. Tertan, A. Jurcau, A. Simion, Oradea Faculty of Medicine and Pharmacy, Romania
- 10:00 – 10:10 **Renal dysfunction and cerebrovascular disease in type 2 diabetes**
I.M. Shah, S.K. Ghosh, A. Collier, Ayr Hospital, UK
- 10:10 – 10:20 **Sulfonylurea treatment associates with significantly less neurological impairment and MRI-detected lacunar infarcts on admission of diabetic patients with first ever acute stroke**
M.J. Theodorakis, T.A. Pappa, K. Xynos, J. Zafeiriou, S. Skalidi, P. Zis, K. Vemmos, University of Athens, Department of Clinical Therapeutics, Alexandra Hospital, Greece
- 10:20 – 10:30 **Importance of vessel recanalisation on lesion volume progression in hyperglycaemic stroke patients receiving insulin**
M.T. McCormick, J.R. McLean, J. Chisholm, B. Condon, D. Hadley, K.W. Muir, Departments of Neurology, Neuroradiology and MR Physics, University of Glasgow, UK

10:00 – 10:45 **Clyde Auditorium**

Special Lecture

Chair: M.M. Brown, UK

Inflammation as a target in acute stroke

N. Rothwell, UK

10:45 – 12:20 **Clyde Auditorium**

Oral Session: Large clinical trials (RCTs)

Chairs: P. Bath, UK and G.L. Lenzi, Italy

10:45 – 11:00 **Results from the phase III study of Desmoteplase In Acute Ischemic Stroke Trial 2 (DIAS 2)**

W. Hacke, A. Furlan, for the DIAS 2 Investigators

11:00 – 11:15 **Results of the FRALYSE-MRI randomised study: Effect of the duration of rt-PA infusion on the recanalisation rate and post-pre thrombolytic changes of DWI-PWI parameters**

P. Trouillas, M. Hermier, N. Nighoghossian, S. Cakmak, M.H. Mahagne, L. Derex, for the FRALYSE Investigators

11:15 – 11:30 **Results of CLEAR IVH B: Dose-response for 3rd and 4th ventricular blood clearance**

D. Hanley, for the CLEAR IVH Investigators

11:30 – 11:40 **Atorvastatin treatment in patients with carotid stenosis is associated with a marked reduction in the risk stroke, cardiovascular events and carotid revascularisation procedures. A substudy of the Stroke Prevention by Aggressive Reduction in Cholesterol Levels (SPARCL) Trial**

H. Silllesen, J.G. Fernandes, O. Berwanger, M. Szarek, P. Amarenco, A. Callahan, L.B. Goldstein, M.G. Hennerici, J. Zivin, A.E. Rudolph, K.M.A. Welch, on behalf of the SPARCL Investigators

ctd p. 70

Oral Session: Large clinical trials (RCTs) (ctd)

- 11:40 – 11:50 **Patients with symptomatic carotid stenosis have changed over the last 10 years: A comparison between CAVATAS and ICSS**
R.L. Featherstone, J. Ederle, J. Dobson, M.M. Brown, for the ICSS Investigators
- 11:50 – 12:00 **Endovascular treatment versus medical care in patients with carotid artery stenosis not suitable for surgery: Long-term results from CAVATAS**
J. Ederle, R. Featherstone, J. Dobson, M.M. Brown, for the CAVATAS Investigators
- 12:00 – 12:10 **Main results of the Early use of EXisting PREventive Strategies for Stroke (EXPRESS) Study**
P.M. Rothwell, M.F. Giles, A. Chandratheva, L. Marquardt, O. Geraghty, A. Coull, J. Redgrave, C. Lovelock, E. Flossmann, U. Schulz, L. Bull, L. Binney, L. Silver, S. Gutnikov, Z. Mehtaon, on behalf of the Oxford Vascular Study
- 12:10 – 12:20 **The Fast Assessment of Stroke and Transient ischemic attack (TIA) to prevent Early Recurrence (FASTER) Trial – results of the pilot phase**
K.J. Hill, J. Ryckborst, A.M. Demchuk, A.M. Buchan, on behalf of the FASTER Investigators
- 12:20 – 12:30 **Clyde Auditorium**

Closure

13:00 – 14:30 **Poster Session I**

*Chairs: F. Aichner, Austria; J. Betlehem, Hungary; A. Chamorro, Spain;
M. Kaste, Finland; H. Markus, UK*

Epidemiology of stroke

- 01 Decline of stroke mortality in Warsaw between 1991/1992 and 2005: Comparison of two prospective population based studies**
H. Sienkiewicz-Jarosz, M. Gluszkiewicz, M.J. Chahwan, J. Pniewski, D. Paszkiewicz, C. Wolfe, A. Czlonkowska, D. Ryglewicz, Institute of Psychiatry and Neurology, Poland
- 02 Carotid IMT and small, non-stenotic carotid plaque have a different predictive value of fatal and non-fatal stroke and MI in a multi-ethnic cohort**
E. Carrera, L. Birnbaum, R. Ramas, D. Cabral, B. Boden-Albala, R.L. Sacco, T. Rundek, Division of Stroke and Critical Care, Department of Neurology, Columbia University, USA
- 03 The validity of death certification from stroke and its implications**
M. Correia, M.R. Silva, I. Matos, R. Magalhães, M.C. Silva, Institute for Molecular and Cell Biology, University of Porto, Portugal
- 04 Variation in the day of week of stroke onsets and emergency department visits: Results from the Registry of Canadian Stroke Network**
J. Fang, M.K. Kapral, F.L. Silver, Institute for Clinical Evaluative Sciences, Canada
- 05 Ethnicity and stroke outcomes – a 10-year follow-up study of South Asian and Caucasian patients with stroke in Leicester (UK)**
A.B. Patel, R.T. Hsu, M.E. Ardron, N.A. Taub, Leicester Royal Infirmary, UK

ctd p. 72

Epidemiology of stroke (ctd)

- 06 The agreement between doctors and study participants in ratings of dependence using the postal modified Rankin Scale (mRS): Prospective, population-based study**
K.R. Clarkson, R. Al-Shahi, S.C. Lewis, J.J. Bhattacharya, C.E. Counsell, V. Papanastassiou, V. Ritchie, R.C. Roberts, R.J. Sellar, C. Warlow, Division of Clinical Neurosciences, Western General Hospital, UK
- 07 No association between PLAT gene polymorphisms and ischaemic stroke in a Scottish population**
H.E. Ross-Adams, A. Pasdar, M.J. Macleod, University of Aberdeen, UK
- 08 Public awareness of stroke in the Czech Republic: General knowledge, risk factors, warning signs and response**
R. Mikulik, D. Vaclavik, D. Hrdlicka, J. Kryza, St. Anne University Hospital, Czech Republic
- 09 Factors affecting circadian variation of stroke onset. The South London Stroke Register (SLSR)**
I. Burger, P. Heuschmann, A.M. Toschke, N. Basu, J. Wilson, A. Rudd, C. Wolfe, King's College London, Division of Health and Social Care Research, UK
- 10 The prevalence of metabolic syndrome in hypertensive patients in Taiwan**
L. Liu Chung-Hsiang, Y. Yeh Hung-I, China Medical University Hospital, Taiwan
- 11 Results of the Stroke Data Register in Sevilla during the first-year registration period**
A. Palomino, M.D. Jiménez, F. Moniche, J. Moreno, E. Vigil, A. Cayuela, Neurology and Clinical Research Services, Hospital Virgen del Rocío, Spain
- 12 The basis for acute stroke nursing in Hungary: The characteristics of nurses' caring attitude for stroke patients**
J. Betlehem, R. Veres, I. Boncz, A. Sebestyén, A. Olah, University of Pécs, Faculty of Health Sciences, Institute of Nursing and Clinical Sciences, Hungary

- 13 Is there a gender difference in the management of stroke patients in North Glasgow?**
C. McInnes, C. McAlpine, M. Walters, Stobhill Hospital, UK
- 14 Strokes in posterior cerebral artery and fetal variants**
P. Cardona, L. Bau, M. Cos, A. Escrig, F. Rubio, Bellvitge Hospital, Department of Neurology, Spain
- 15 Seasonal variation in stroke admissions**
P. Gupta, A. Gupta, P. Baliauh, A. Watkins, Carmarthenshire NHS Trust, UK
- 16 Survival, recurrence and cause-specific mortality from stroke in Tbilisi: Preliminary results of the first prospective population-based study in Georgia**
A. Tsiskaridze, M. Djibuti, T. Vashadze, I. Burduladze, S. Apridonidze, A. Gauarashvili, P. Michel, R. Shakarishvili, Sarajishvili Institute of Neurology and Neurosurgery, Georgia
- 17 Posterior circulation ischemic stroke in Chinese population**
L. He, H.B. Zhen, J. Guo, L. Xiao, W.Y. Cao, M.K. Zhou, West China Hospital, Sichuan University, China
- 18 Stroke recurrence and symptomatic carotid artery occlusion of atherothrombotic origin in an outpatient stroke clinic**
M. Gryllia, K. Karageorgiou, Neurology Department, General Hospital of Athens, Greece
- 19 The relation between ethnicity and carotid artery stenosis in patients with TIA or ischemic stroke**
J. Wolma, P.J. Nederkoorn, A. Goossens, M.D.I. Vergouwen, I.N. van Schaik, M. Vermeulen, Academical Medical Centre, The Netherlands
- 20 Epidemiology of stroke in a deprived urban community**
P. Langhorne, F. Wright, D.J. Stott, University of Glasgow, UK

Epidemiology of stroke (ctd)

- 21 Thrombectomy in acute stroke using the MERCI device in failed or contraindicated i.v. thrombolysis**
T. Andersson, M. Söderman, P. Holmberg, N.G. Wahlgren, Department of Neurology, Karolinska University Hospital, Sweden
- 22 Trends in stroke outcome rates in Southern Greece**
K. Xynos, D. Pappa, S. Scalidi, J. Zafeiriou, M. Saliaris, N. Mentis, M.G. Bokis, K. Vemmos, Acute Stroke Unit, Department of Clinical Therapeutics, University of Athens, Greece
- 23 Pre-hospital delay time in stroke attention in Mallorca**
M.J. Torres, S. Tur, I. Legarda, C. Jiménez, Hospital Universitari Son Dureta, Spain
- 24 Seasonal variations of the occurrence of stroke in Hungary**
I. Kriszbacher, I. Csoboth, J. Betlehem, A. Oláh, I. Boncz, L. Gazdag, J. Bódis, University of Pécs, Faculty of Health Sciences, Institute of Nursing and Clinical Sciences, Hungary

Stroke and infections

- 01 Cytotoxin-associated Gene-A–positive *Helicobacter pylori* strains are associated with recurrent atherosclerotic stroke**
M. Diomedí, A. Pietrojusti, G. Leone, G. Misaggi, F. Sallustio, P. Stanzione, Neurological Clinic, Tor Vergata University of Rome, Italy
- 02 The level of hsCRP at chronic phase of stroke is higher in patients with intracranial arterial disease than those with other arterial disease patterns**
H. Hyun Cho, H. Hyun Sook Chi, S. Seoung Soo Jang, Y. Young Uk Cho, E. Eu Gene Lee, B. Beom Saeng Kim, J. Jong S. Kim, Asan Medical Center, Catholic University of Korea, St. Mary's Hospital, South Korea
- 03 Effect of TNF-alpha on platelet glutamate uptake in stroke patients**
F. Piazza, M. Longoni, I. Guerrato, C. Ferrarese, University of Milano-Bicocca, S. Gerardo Hospital, Italy

- 04 Increased level of C-reactive protein (CRP) at onset of acute ischemic stroke correlates with elevation of leukocyte antisedimentation rate and S100b and predicts outcome**
T. Molnar, A. Peterfalvi, L. Szereday, L. Szapary, S. Komoly, L. Bogar, Z. Illes, University of Pecs, Hungary
- 05 Mannose-binding lectin-associated serine protease 2 (MASP-2) genetic polymorphisms are not associated to an increase infection susceptibility in acute stroke**
A. Cervera, F. Lozano, M. Vargas, X. Urra, S. Amaro, M. Gomez-Choco, V. Obach, A. Chamorro, Hospital Clinic Barcelona, Spain
- 06 Neurobrucellosis presenting as an ischemic stroke in a young patient**
N. Cardoso, M. Cardoso, J. Damasio, M. Correia, G. Lopes, Hospital Geral de Santo Antonio, Portugal
- 07 A rapid elevation in leukocyte antisedimentation rate differentiates acute ischemic stroke from TIA earlier than S100b**
T. Molnar, A. Peterfalvi, L. Szereday, L. Szapary, S. Komoly, L. Bogar, Z. Illes, University of Pecs, Hungary
- 08 Infection and IL-6 are independent risk factors for a poor functional outcome from ischemic stroke**
N. Englyst, J. Kwan, G. Horsfield, T. Bryant, M. Gawne-Cain, C. Byrne, University of Southampton, UK

Acute stroke: Early management and stroke units

- 01 The impact of acute stroke unit treatment on long-term survival**
T. Pappa, K. Xynos, M. Theodorakis, M. Saliaris, K. Kostopoulos, K. Vemmos, Acute Stroke Unit, Alexandra Hospital, Department of Clinical Therapeutics, University of Athens, Greece

Acute stroke: Early management and stroke units (ctd)

- 02 Shortening „door-to-telemedicine” time in a rural telemedicine network through wireless teleconsultation – videobased telemedicine information system (VITIS)**
A.M. Schleyer, D. Ruf, B. Nowak, F. Derr, B. Widder, Bezirkskrankenhaus Günzburg, Abteilung für Neurologie und Neurologische Rehabilitation, Germany
- 03 Approximation of body weight using an anthropometric model: Validation in acute stroke patients and comparison with physicians’ estimation**
C. Foerch, M. Graf, C. Henke, M. Sitzer, M. Lorenz, Johann Wolfgang Goethe University, Germany
- 04 Time course of hemorrhagic transformation in acute ischemic stroke evaluated by transcranial ultrasound**
G. Seidel, K. Meyer-Wiethe, H. Cangür, A. Burgemeister, T. Albers, University Hospital Schleswig-Holstein, Campus Lübeck, Germany
- 05 Renal function and outcome among thrombolysed stroke patients**
P. Lyrer, F. Hatz, D. Gisler, S. Papa, S. Engelter, University Hospital Basel, Switzerland
- 06 Early mobilisation of acute stroke patients is tolerated well, increases mean blood pressure and oxygen saturation and improves level of consciousness**
B. Indredavik, A.D. Loege, G. Rohweder, S. Lydersen, St. Olavs University Hospital, Department of Neuroscience, Norway
- 07 Facilities available in French hospitals treating acute stroke patients**
D. Leys, C. Cordonnier, S. Debette, J.L. Mas, on behalf of the EUSI Executive Committee
- 08 Prehospital predictors for stroke unit admission and thrombolysis therapy**
L. Berton, K. Milojevic, F. Boutot, A. Beltramini, D. Razazi, C. Chhuon, C. Nifle, F. Pico, Y. Lambert, Versailles Hospital, Mobile Intensive Care Unit, France

- 09 Correlation between early TCCD, perfusion CT and final IRM lesion in patients with acute stroke undergoing thrombolysis**
L. Sekoranja, A.S. Knoepfli, J. Delavelle, R. Sztajzel, K.O. Lovblad, Geneva University Hospital, Switzerland
- 10 The impact of centralising stroke services to a site separate from the Emergency Department**
S.D. Treadwell, S. Alagacone, M.E. Ardron, University Hospitals NHS Trust, UK
- 11 Agreement in dysphagia detection: A reproducibility study in acute stroke patients**
M.G. Celani, E. Righetti, A. Tufi, A. Sgoifo, L. Amendola, D. Capecci, L. Guerra, C. Ottaviani, M.G. Scucchi, S. Ricci, Ospedale Città della Pieve, Italy
- 12 Advantages of performing echocardiography during the hyperacute phase of stroke**
E. Santamarina, M. Thomas, T. Gonzalez-Alujas, P. Delgado, M. Ribó, A. Evangelista, J. Álvarez-Sabín, C. Molina, Hospital Vall d'Hebron, Spain
- 13 Biomarkers for diagnosis of acute stroke**
R. Ewerhart, P. Kiwitt, U. Missler, H. Grehl, Evangelisches und Johanniter Klinikum Niederrhein, Germany

Chronic conditions and recurrences

- 01 Incidence of fracture after ischaemic stroke and use of preventative therapies**
R. Abdul-Haq, S. Wilkinson, E. Horne, M.J. Macleod, University of Aberdeen, UK
- 02 Aspirin resistance: Monitoring of aspirin's anti-aggregatory effects in 110 stroke patients**
N. Kotzailias, T. Sycha, K. Elwischger, W. Rinner, P. Quehenberber, E. Auff, C. Mueller, Medical University Vienna, Austria

Chronic conditions and recurrences (ctd)

- 03 Clopidogrel induced platelet inhibition cannot be detected by the PFA-100 system in stroke patients**
N. Kotzailias, K. Elwischger, T. Sycha, W. Rinner, P. Quehenberger, E. Auff, C. Müller, Department of Neurology, Medical University Vienna, Austria
- 04 Adult Moyamoya arteriopathy: Persisting symptoms and perfusion asymmetry despite revascularisation surgery**
J. Ederle, R. Jager, J. Grieve, V. Ganesan, M. Brown, Stroke Research, UCL Institute of Neurology, UK

Vascular imaging

- 01 Characteristics and the fate of intraluminal thrombus of the intracranial and extracranial cerebral arteries**
H. Choi, B.S. Ye, S.H. Ahn, H.J. Cho, S.M. Kim, J.H. Heo, Yonsei University College of Medicine, South Korea
- 02 Intracranial nonocclusive thrombus on CT angiography: Reason to be concerned?**
V. Puetz, I. Dzialowski, S. Subramaniam, A. Krol, M. Goyal, A.M. Demchuk, Calgary Stroke Program, Department of Clinical Neurosciences, University of Calgary, Canada
- 03 Ultrasonographic evaluation of hemodynamic changes during arm-exercise in patients with subclavian steal**
S. Fujimoto, K. Toyoda, M. Yasaka, J. Jinnouchi, S. Sadoshima, Y. Okada, National Kyushu Medical Center, Nippon Steel Yawata Memorial Hospital, Japan
- 04 Skull thickness and bone density in patients with inadequate acoustical temporal bone window in transcranial Doppler ultrasound**
A.D. Wijnhoud, P.J. Koudstaal, D.W. Dippel, Erasmus Medical Center Rotterdam, The Netherlands

- 05 Patients with decrease of flow velocities in the symptomatic middle cerebral artery – clinical follow-up and ultrasound findings**
C. Kremer, T. Karlsson, H. Pessah-Rasmussen, J. Petersson, Malmö Stroke Unit, Malmö University Hospital, Sweden
- 06 Assessment of the cerebral vasomotor reactivity using a transcranial Doppler sonography and functional MRI**
R. Herzig, P. Hlustik, D. Skoloudik, D. Sanak, I. Vlachova, S. Burval, M. Kral, J. Zapletalova, M. Herman, P. Kanovsky, Stroke Centre, Department of Neurology, Radiology, Biometry, Palacky University, Czech Republic
- 07 Recognition of brain ischaemia by general radiologists: A real practice study**
M.O. McCarron, Altnagelvin Hospital, UK
- 08 Correlation between characteristics of carotid stenosis (degree of stenosis, microembolic signals and cerebral vasoreactivity) and types of MRI lesions**
C. Bonvin, H. Yilmaz, K.O. Lovblad, H. Groetzsch, R. Sztajzel, University Hospitals of Geneva, Switzerland
- 09 Intracranial artery stenosis (IAS) – diagnostic accuracy of transcranial color-coded sonography (TCCS) and long-term ultrasound follow-up**
H. Cangür, T. Bachmann, S. Gottschalk, G. Seidel, University Hospital Schleswig-Holstein, Campus Lübeck, Germany

Prognostic predictors

- 01 The impact of abnormal mood on return to paid employment following in stroke survivors: Results from the Auckland Regional Community Stroke (ARCOS) Study**
N.S. Glozier, M.L. Hackett, C.S. Anderson, George Institute for International Health, Australia

Prognostic predictors (ctd)

- 02 High plasma levels of leptin at discharge predict subacute poststroke major depression**
M. Blanco, I. Jiménez, R. Leira, T. Sobrino, I. Cristobo, O. Moldes, M. Rodríguez-Yañez, R. Rodríguez-González, J. Castillo, University of Santiago de Compostela, Spain
- 03 Predictors of adherence to treatment in secondary stroke prevention**
S.E. Ireland, M.A. Arthur, E. Gunn, W. Oczkowski, Hamilton Health Sciences and McMaster University, UK
- 04 Carotid artery stenting – risk factors of early recurrent stenosis**
S. Kuelkens, A. Viehoveer, P.A. Ringleb, M. Hartmann, University Hospital of Heidelberg, Germany

Cerebral haemorrhage and SAH

- 01 Posttreatment elevation of prothrombin time is associated with symptomatic intracerebral hemorrhage in patients treated with rtPA**
A. Alonso, K. Szabo, J. Binder, C.E. Dempfle, M.G. Hennerici, S. Meairs, Universitätsklinikum Mannheim, University of Heidelberg, Germany
- 02 Combined H-FABP and S100B plasma values are associated to poor outcome after Subarachnoid Aneurysmal Hemorrhage**
N. Turck, P. Sanchez-Pena, L. Vutskits, M. Gex-Fabry, C. Fouda, D.F. Hochstrasser, L. Puybasset, J.C. Sanchez, Biomedical Proteomics Research Group, Switzerland
- 03 Applicability of recombinant factor VIIa for treatment of intracerebral haemorrhage**
J.L. Smith, A.V. Clift, M.S. Randall, G.S. Venables, Royal Hallamshire Hospital, UK
- 04 Projection of a haemostatic agent utilisation at the acute stage of non-malformative intracerebral haemorrhages: Evaluation of the amount of potentially eligible patients**
M.P. Rutgers, C. Cordonnier, F. Dumont, M. Pasquini, J.P. Lejeune, D. Garrigue, D. Leys, H. Henon, CHRU de Lille, France

- 05 Admission glucose level influences on early but not long-term mortality in subarachnoid hemorrhage**
S.H. Lee, H.J. Bae, N. Kim, B.W. Yoon, Seoul National University Hospital, South Korea
- 06 Degree of acute hydrocephalus after aneurysmal subarachnoid haemorrhage has no predictive value for the development of delayed cerebral ischemia**
S.M. Dorhout Mees, A.M. Bakker, A. Algra, G.J. Rinkel, University Medical Center Utrecht, The Netherlands
- 07 Role of intravenous citicoline for supratentorial hemorrhage**
R.H. Chua, Chong Hua Hospital, Philippines
- 08 Brainstem haemorrhages: Etiology and outcome of 31 cases**
M.E. Erro, M. Herrera, B. Zandio, S. Mayor, J. Barado, J. Gállego, Hospital de Navarra, Spain
- 09 Blood pressure changes are steeper in patients with intracerebral hemorrhage than in controls**
E. Manios, G. Tsvigoulis, E. Koroboki, S. Vassilopoulou, K. Spengos, N. Zakolopoulos, University of Athens, Greece

Cerebrovascular autoregulation

- 01 Cerebrovascular reserve assessment in patients with carotid artery disease using BOLD fMRI**
S. Goode, N. Altaf, C. Ojango, S. MacSweeney, D. Auer, Queens Medical Centre, UK

Genetic disorders

- 01 A TIMP-2 gene promotor polymorphism as determinant of ischemic (IS) and hemorrhagic stroke (HS)**
B. Reuter, P. Bugert, M. Stroick, S. Bukow, M.G. Hennerici, M. Fatar, Universitätsklinikum Mannheim, University of Heidelberg, Germany
- 02 Cerebral autosomal dominant arteriopathy with subcortical infarcts and leukoencephalopathy (CADASIL): Review of the clinical phenotype in Scotland**
S.S. Razvi, R. Davidson, I. Bone, K.W. Muir, Department of Neurology, Institute of Neurological Sciences, Southern General Hospital, UK
- 03 Connexin 37 as a candidate gene for stroke**
A. Pasdar, H. Ross-Adams, D. St. Clair, M. MacLeod, University of Aberdeen, UK
- 04 Heritability of ischaemic stroke is greater in women than in men: A systematic review**
E. Touzé, P. Rothwell, Stroke Prevention Research Unit, UK
- 05 The spectrum of NOTCH3 mutations in Portuguese patients with CADASIL: Implications for diagnostic strategies**
M. Viana-Baptista, S. Ferreira, P. Costa, M. Venancio, S. Fernandes, F. Carvalho, J.P. Oliveira, J.M. Ferro, Hospital Garcia de Orta, Portugal
- 06 The identification of novel Scottish stroke candidate genes using DNA pools and SNP microarrays**
H.E. Ross-Adams, A. Pasdar, M.J. Macleod, University of Aberdeen, UK
- 07 Mild clinical picture in 5 old CADASIL (Cerebral Autosomal Dominant Arteriopathy with Subcortical Infarcts and Leukoencephalopathy) patients**
F. Pescini, C. Sarti, S. Bianchi, L. Bartolini, M.T. Dotti, A. Federico, D. Inzitari, L. Pantoni, Department of Neurological and Psychological Sciences and Department of Neurological and Behavioural Sciences, Italy

- 08 mRNA expression level of PAI-1 gene influences revascularisation rates of the middle cerebral artery among ischemic stroke patients treated with t-PA**
I. Fernandez-Cadenas, A. Del Rio, J. Alvarez-Sabin, P. Delgado, M. Mendioroz, E. Santamarina, M. Ribo, C.A. Molina, A. Rosel, J. Montaner, Neurovascular Research Lab and Neurovascular Unit, Hospital Vall d'Hebron, Spain
- 09 Heritability of "isolated lacune" small vessel stroke**
E. Touzé, P. Rothwell, Stroke Prevention Research Unit, UK
- 10 Spectrum of cerebrovascular disease related to mutations of COL4A1 in the Hereditary Angiopathy with Nephropathy, Aneurysms and Cramps (HANAC) Syndrome**
P. Favrole, E. Plaisier, B. Marro, C. Antignac, P. Ronco, S. Alamowitch, Tenon Hospital, France
- 11 Genetic variation in the scavenger receptors and risk of atherosclerosis as measured by carotid artery intima-media thickness**
S. Bevan, M. Sitzer, H.S. Markus, St Georges, University of London, UK
- 12 Prevalence of Fabry's disease in young male patients with stroke or transient ischemic attack**
A. Viguier, T. Levade, V. Larrue, Service de Neurologie Vasculaire, Hôpital de Rangueil, France
- 13 Two novel mutations in the amino terminus of ATP1A2 associated to a mild phenotype of hemiplegic migraine**
A. Bersano, M.T. Bassi, A. Tonelli, A. Gallanti, V. Cardin, E. Ballabio, G. Airoidi, F. Redaelli, N. Bresolin, L. Candelise, Fondazione Ospedale Maggiore Policlinico, Italy
- 14 The role of mitochondrial pathway of apoptosis genes and genes of death receptors polymorphisms in pathogenesis of carotid atherothrombotic ischemic stroke**
I.M. Shetova, S.A. Limborska, P.A. Slominskiy, K.V. Koltsova, T.V. Tupitsina, V.I. Skvortsova, Russian State Medical University, Russian Federation

Genetic disorders (ctd)

15 Cerebrovascular manifestations of Fabry disease:**A study of 12 patients**

A. Mendes, D. Seixas, V. Mendes, M.A. Basto, J.P. João Paulo Oliveira, E. Azevedo, Hospital de S. João, University of Porto, Portugal

Meta-analysis and review papers

01 Simultaneous bilateral training for improving arm function after stroke

F.M. Coupar, F. Van Wijck, A. Pollock, J. Morris, P. Langhorne, Academic Section of Geriatric Medicine, UK

02 Critical review and meta-analysis of studies of the early risk of stroke after transient ischaemic attack

M.F. Giles, P.M. Rothwell, Stroke Prevention Unit, Oxford University, Department of Clinical Neurology, Radcliffe Infirmary, UK

03 Glycoprotein IIb-IIIa inhibitors for acute ischemic stroke: A Cochrane review

A. Ciccone, I. Abraha, I.M. Santilli, Ospedale Niguarda Ca' Granda, Italy

04 Is the presence of cerebral microbleeds associated with antiplatelet or warfarin-associated intracerebral haemorrhage?

C.E. Lovelock, A. Chandratheva, J.N. Redgrave, D. Briley, P.M. Rothwell, University of Oxford, UK

05 Interconversion of National Institutes of Health Stroke Scale (NIHSS) and Scandinavian Stroke Scale (SSS) impairment/severity measures in stroke trials

L.J. Gray, M. Ali, P.D. Lynden, P.M.W. Bath, Institute of Neuroscience, University of Nottingham, UK

06 Does repetitive task training after stroke impact on function?

B. French, M.J. Leathley, C.J. Sutton, L.H. Thomas, J. McAdam, C.L. Watkins, P. Langhorne, C.I. Price, A. Forster, A. Walker, University of Central Lancashire, UK

- 07 What are the social consequences of stroke for working age adults?**
K. Daniel, C. Wolfe, C. Mckevitt, King's College London, UK
- 08 Effect of antihypertensive agents on cerebral blood flow:
A systematic review**
*G.M Sare, L.J. Gray, P.M.W. Bath, Institute of Neuroscience,
University of Nottingham, UK*

Dementia / Cognition

- 01 Plasma acetylcholinesterase and butyrylcholinesterase in acute stroke patients with delirium. A case-control study**
*L. Caeiro, C.O. Santos, C. Saldanha, M.L. Figueira, J.M. Ferro,
Department of Neurosciences, Hospital Santa Maria, Portugal*
- 02 Post-stroke vascular cognitive impairment in Mexican patients.
One year follow-up study**
*G. Roman, R.G. Cazarez, A. Arauz, J. Coral, M. Chavez, Y. Rodriguez, F. Paz,
M. Gonzalez, A.L. Sosa, C. Diaz, National Institute of Neurology and
Neurosurgery, Mexico*
- 03 Transient global amnesia – insights from cerebral diffusion weighted
imaging**
*C. Enzinger, F. Thimary, F. Ebner, P. Kapeller, F. Fazekas, Medical University Graz,
Austria*
- 04 Cognitive status is impaired in apparently recovered stroke survivors**
*G. Ortega, M. Quintana, M. Ribó, E. Santamrina, P. Delgado, M. Rubiera,
O. Maisterra, C. Molina, J. Alvarez-Sabin, Hospital de la Vall d'Hebron, Spain*
- 05 Plasma C-reactive protein and cognition in Singaporean ischemic
stroke patients**
*K. Narasimhalu, K. Kasiman, J. Lee, H.M. Chang, M.C. Wong, C.P. Chen,
National Neuroscience Institute, Singapore General Hospital Campus,
Singapore*

13:00 – 14:30 **Poster Session II**

Chairs: R.A. Ackerman, USA; P. Amarenco, France; P. Bath, UK; S. Davis, Australia; H. Bätzner, Germany; L. Hirt, Switzerland; P.J. Koudstaal, The Netherlands; P. Langhorne, UK; J. Lodder, The Netherlands; J.P. Mohr, USA; P. Michel, Switzerland; K. Muir, UK; P. Ringelb, Germany; G.J.E. Rinkel, The Netherlands; J. Röther, Germany

Risk factors of stroke

- 01 Lung function and long-term fatal stroke**
U. Goldbourt, D. Tanne, Tel Aviv University Department of Epidemiology and Preventive Medicine, Israel
- 02 Clopidogrel resistance: Role of body mass and concomitant medications**
G. Feher, K. Koltai, B. Alkonyi, L. Szapary, G. Kesmarky, S. Komoly, K. Toth, University of Pecs, Medical School, Hungary
- 03 Association of metabolic syndrome with ischemic stroke in patients with intracranial atherosclerosis**
J.H. Park, Myongji Hospital, Kwandong University, South Korea
- 04 Death and dependence one year after the first transient ischaemic attack: A population-based study in rural and urban northern Portugal**
M. Correia, M.R. Silva, E. Moreira, R. Magalhães, M.C. Silva, Institute for Molecular and Cell Biology, University of Porto, Portugal
- 05 Age predicts delayed transient ischaemic attack investigation and management**
T.J. Quinn, J. Dawson, K.R. Lees, M.R. Walters, Gardiner Institute of Cardiovascular and Medical Sciences, University of Glasgow, UK
- 06 Soluble receptor activator of nuclear factor- κ B ligand (RANKL) and risk for cardiovascular disease**
S. Kiechl, G. Schett, J. Schwaiger, K. Seppi, P. Eder, G. Egger, P. Santer, A. Mayr, Q. Xu, J. Willeit, Innsbruck Medical University, Austria

- 07 Increased prevalence of vascular risk factors but equal access to hospital services in a deprived transient ischaemic attack population**
T.J. Quinn, J. Dawson, K.R. Lees, M.R. Walters, Gardiner Institute of Cardiovascular and Medical Sciences, University of Glasgow, UK
- 08 Do conventional vascular risk factors influence brain arteriovenous malformations? Prospective, population-based cohort and case-control studies**
T.M. Brock, R. Al-Shahi Salman, Division of Clinical Neurosciences, University of Edinburgh, UK
- 09 No increased risk of recurrent stroke in PFO carriers**
H. Poppert, A. Bockelbrink, M. Morschhaeuser, J. Schwarze, P. Heider, L. Esposito, D. Sander, Munich University of Technology, Germany
- 10 Type 3 phosphodiesterase inhibitors may be protective against cerebrovascular events in patients with claudication**
W.M. Stone, S.R. Money, R.J. Fowl, Mayo Clinic Arizona, USA
- 11 Depressive symptoms and risk of stroke: The Rotterdam Study**
M.J. Bos, T. Lindén, P.J. Koudstaal, A. Hofman, I. Skoog, H.W. Tiemeier, M.M. Breteler, Erasmus Medical Center, The Netherlands
- 12 Aspirin resistance: Possible roles of cardiovascular risk factors, previous disease history, concomitant medications and haemorrhological variables**
G. Feher, K. Koltai, B. Alkonyi, L. Szapary, G. Kesmarky, S. Komoly, K. Toth, University of Pecs, Medical School, Hungary
- 13 Psycho-social factors influence stroke outcome**
G. Szabó, L. Molnár, C. Óváry, Z. Nagy, National Stroke Centre, Hungary
- 14 Stroke in chronic kidney disease: Patterns of stroke, factors affecting development of stroke**
S. Jung, S.H. Hwang, S.B. Kwon, K.H. Kwon, I.S. Koh, K.H. Yu, B.C. Lee, Hallym University College of Medicine, South Korea

Risk factors of stroke (ctd)

- 15 Transcranial Doppler hemodynamic parameters and risk of stroke: The Rotterdam Study**
M.J. Bos, P.J. Koudstaal, A. Hofman, J.C. Witteman, M.M. Breteler, Erasmus Medical Center, The Netherlands
- 16 A prospective study of prevalence and prognosis of PVD in patients admitted with ischaemic stroke**
V. Paranna, A. Gupta, R. Prakash, L. Bachegowda, G. Shankar, K.K. Manda, A. Watkins, West Wales Hospital, UK
- 17 Migraine mediates the influence of C677T MTHFR genotypes on ischemic stroke risk with a stroke-subtype effect**
A. Pezzini, M. Grassi, E. Del Zotto, A. Giossi, R. Monastero, G. Dalla Volta, S. Archetti, C. Camarda, R. Camarda, A. Padovani, Spedali Civili di Brescia, Italy
- 18 Patent foramen ovale, thrombophilic disorders and migraine in young patients with ischemic stroke**
P. Martínez-Sánchez, B. Fuentes, M.V. Cuesta, J. Domínguez, L. Idrovo, L. Gabaldón, M.A. Ortega-Casarrubios, E. Díez-Tejedor, La Paz University Hospital, Spain
- 19 Risk factor analysis in patients admitted with recurrent ischemic strokes**
P.K. Shibu, S.H. Guptha, P. Owusu-Agyei, Peterborough District Hospital, UK
- 20 Anemia and chronic kidney disease are risk factors for mortality in stroke patients**
P. Del Fabbro, J.C. Luthi, P. Michel, E. Carrera, M. Burnier, B. Burnand, CHUV Lausanne, Switzerland
- 21 Subclinical hemodynamic abnormalities in symptom-free hypertensive patients during head up tilt table test**
L. Csiba, Z. Bajkó, K. Csapó, P. Soltész, Debrecen University, Hungary
- 22 Prevalence of conventional vascular risk factors in stroke patients up to 45 years old. A comparison with general stroke population**
J. Lopez-Fernandez, A. Gonzalez-Hernandez, O. Fabre-Pi, J.A. Suarez-Muñoz, M. Vazquez-Espinar, S. Diaz-Nicolas, V. Araña-Toledo, A. Cubero-Gonzalez, Hospital de GC Dr Negrin, Spain

- 23 Association between family history of stroke and ischemic stroke subtype in young adults**
K. Spengos, S. Vassilopoulou, M. Papadopoulou, A. Konstantinopoulou, P.P. Zis, E. Koroboki, G. Tsvigoulis, Eginition Hospital, University of Athens, Greece
- 24 Metabolic syndrome in symptomatic and asymptomatic patients with severe carotid stenosis**
L. Tuskan-Mohar, I. Strenja-Linic, K. Blazina, I. Antoncic, S. Dunatov, M. Bucuk, A. Jurjevic, University Hospital Center Rijeka, Croatia
- 25 The most frequent risk factors for ischemic stroke in young adults**
M. Jovicevic, I. Divjak, A. Jovanovic, Institute of Neurology, University of Novi Sad, Yugoslavia
- 26 Hereditary thrombophilias and neurological complications**
J. Szilasiova, B. Benova, D. Kozakova, E. Kahancova, E. Antolova, Z. Gdovinova, P.J. Safarik, University and Faculty Hospital Kosice, Slovakia
- 27 Influence of vascular risk factors on oxidative stress, assessed by measurement of seric MDA levels, in acute ischemic stroke subtypes**
A. Simion, Faculty of Medicine and Pharmacy, Clinical Hospital of Neurology and Psychiatry, Romania
- 28 The rate of stroke associated with the use of Thoratec® ventricular assist device in older patients**
M.B. Vijayappa, B. Clemson, M. Alsorogi, S. Al-Hawarey, D. Joseph, A. Talkad, M. Mathews, D. Wang, University of Illinois, College of Medicine at Peoria, USA
- 29 Association of carotid intima media thickness and plaque with aortic arch calcification**
B.S. Shin, E.S. Lim, Chonbuk National University Hospital and Medical School, South Korea
- 30 Ischemic stroke in patients undergoing dialysis**
S. Jung, S.H. Hwang, S.B. Kwon, K.H. Yu, I.S. Koh, B.C. Lee, Hallym University College of Medicine, National Medical Center, South Korea

Stroke and diabetes

- 01 The effect of statin pre-treatment on infarct volume and discharge disposition in ischemic stroke patients with diabetes**
J.S. Nicholas, J.C. Thomas, Z. Rumboldt, P. Tumminello, S.J. Patel, Medical University of South Carolina, USA
- 02 The temporal pattern of post-stroke hyperglycaemia is a predictor of long-term survival**
M. Koufali, R. Durairaj, R. Kumar, A.K. Sharma, Aintree Stroke Team for Audit and Research, Aintree University Hospitals NHS Foundation Trust, UK
- 03 Post-stroke hyperglycaemia is not an epiphenomenon of ischaemic stroke severity**
M.T. McCormick, T.A. Baird, K.W. Muir, University of Glasgow, UK
- 04 Diabetes mellitus and the early risk of stroke after Transient Ischemic Attack: A hospital-based case series study**
G. Tsivgoulis, S. Vassilopoulou, E. Manios, P.P. Zis, K. Spengos, Eginition Hospital, University of Athens, Greece
- 05 Patients with stroke have a high probability of dysglycaemia as assessed using an oral glucose tolerance test**
S.H. Naqvi, J.D. Lee, V. Patel, K.M. Sharobeem, Sandwell General Hospital, UK
- 06 Ethnic differences in comorbidities and stroke subtypes of diabetic stroke patients: The South London Stroke Register (SLSR)**
A. Elmarimi, T. Rashid, J. Adie, O. Wood, P.U. Heuschmann, A.M. Toschke, A.G. Rudd, C.D.A. Wolfe, King's College London, UK

Etiology of stroke

- 01 Cerebral hemodynamic features of alcoholic abstinent syndrome and opiate abstinent syndrome**
I. Voznyuk, N. Artemyeva, S. Scherbak, Military Medical Academy, Russian Federation
- 02 Interpretation of computed tomography and diffusion-weighted imaging during acute neurological events in mitochondrial respiratory chain disorders**
S. Mittal, W. Watson, M. Aribandi, J.P. Hosey, Geisinger Medical Center, USA
- 03 Stroke patterns in patients with internal carotid artery dissection – the significance of vessel patency**
L.H. Bonati, S.G. Wetzel, J. Gandjour, R.W. Baumgartner, P.A. Lyrer, S.T. Engelter, University Hospital Basel, Switzerland
- 04 Stroke in patients with cancer in a general hospital: Differences between clinical and autopsy series**
G.S. Silva, D.L. Gomes, M.M. Alves, J.A. Fiorot Jr, A.R. Massaro, Universidade Federal de São Paulo, Brazil
- 05 Embolic lesion pattern on diffusion weighted brain imaging and aetiology of stroke**
J.N.E. Redgrave, A. Chandratheva, D. Briley, P.M. Rothwell, Stroke Prevention Research Unit, Department of Clinical Neurology, Oxford University, UK
- 06 Prevalence of Fabry's disease in young male patients with stroke or transient ischemic attack**
A. Viguier, T. Levade, V. Larrue, CHU de Toulouse, France
- 07 White matter lesion load identified by magnetic resonance imaging is not related to ipsilateral carotid artery stenosis**
F.N. Doubal, J.M. Wardlaw, M.S. Dennis, University of Edinburgh, UK

ctd p. 92

Etiology of stroke (ctd)

- 08 Vascular risk factors in transient ischaemic attacks and late-onset epilepsy**
M.O. McCarron, A. Hunter, M. Watt, Altnagelvin Hospital, UK
- 09 Pattern of intracranial versus extracranial atherosclerotic cerebrovascular disease in Indian patients with stroke – an angiography study**
S. Husain, S. Sukumaran, A. Vajpayee, S.U. Khan, K.M. Rahman, S. Chaturvedi Gopal, S. Sharma, Sir Ganga Ram Hospital, India
- 10 Homocysteine in stroke subtypes in the South London black population**
U. Khan, C. Crossley, P. Collinson, H. Markus, St. George's University of London, UK
- 11 Detection of right-to-left shunts in patients with hepatopulmonary syndrome is possible using transcranial Doppler**
G.S. Silva, D.L. Gomes, M.G. Vasconcelos, J.A. Fiorot Jr, M.M. Alves, C.H. Fischer, A.R. Massaro, Universidade Federal de São Paulo, Brazil
- 12 Relationship of carotid atherosclerosis with leukoaraiosis in ischemic stroke patients**
E. Ben-Assayag, M. Mijajlovic, S. Shenhar-Tsarfaty, I. Bova, L. Shopin, S. Berliner, I. Shapira, N.M. Bornstein, Tel Aviv Sourasky Medical Center, Israel
- 13 Fibro muscular dysplasia and cervical artery dissections: Value of renal artery angiography**
J.M. de Bray, A. Pasco, F. Dubas, B. Vielle, J.F. Subra, University Hospital, France
- 14 Causes heterogeneity of lacunar stroke**
O. Vinogradov, A. Kuznetsov, National Pirogov Centre of Therapy and Surgery, Russian Federation

Stroke and lipids

- 01 Depletion of the lipid raft components cholesterol and sphingomyelin prevents nmda-induced neuronal death**
J. Ponce, N. Perez de la Ossa, O. Hurtado, M. Dolade, M. Millan, J. Arenillas, A. Davalos, T. Gasull, Fundacio Institut d'Investigacio en Ciencies de la Salut Germans Trias i Pujol, Spain
- 02 Statin use, lipid profile and symptomatic intracerebral haemorrhage following IV thrombolysis**
M.W. Koch, M. Uyttenboogaart, P.C. Vroomen, J. De Keyser, G.J. Luijckx, University Medical Centre Groningen, The Netherlands
- 03 High triglyceride levels in Singaporean acute ischemic stroke patients reduces the risk of poor outcome at 1 year after stroke**
J.L. Pascual, H.M. Chang, M.C. Wong, C.P. Chen, National Neuroscience Institute, Singapore General Hospital Campus, Singapore
- 04 Role of statins in functional outcome following an acute ischemic stroke**
L. Vaidyanathan, G. Kumar, D. Nash, W.W. Decker, L.G. Stead, Mayo Clinic, USA
- 05 Serum cholesterol levels and short-time outcome in stroke patients**
P. Milia, M. Paciaroni, V. Caso, S. Biagini, M. Venti, A. Billeci, F. Palmerini, A. Alberti, A. Baldi, G. Agnelli, University of Perugia, Italy

Acute stroke: Clinical patterns and practise

- 01 Evaluating the use of hand mittens in post-stroke patients who do not tolerate naso-gastric feeding**
Y.Y.K. Kee, W. Brooks, R. Dhama, A. Bhalla, Epsom and St. Helier University Hospitals NHS Trust, UK

Acute stroke: Clinical patterns and practise (ctd)

- 02 Hemoglobin: A predictor of functional outcome following an acute ischemic stroke**
L. Vaidyanathan, D. Nash, M.F. Bellolio, S. Enduri, S. Mishra, R. Kashyap, R.D. Brown, W.W. Decker, L.S. Stead, Mayo Clinic College of Medicine, USA
- 03 Pure midbrain infarction: Clinical radio anatomy correlations**
R. Allibert, F. Vuillier, L. Tatu, T. Moulin, University Hospital Besançon, France
- 04 Pure dysarthria and dysarthria-facial paresis syndrome**
K. Yonemura, Y. Hashimoto, M. Uchino, Kumamoto City Hospital, Japan
- 05 Acute vertigo of undetermined origin: Diagnostic value of magnetic resonance imaging**
L. Huang, A. Villringer, A. Hartmann, Charité, Campus Benjamin Franklin, Germany
- 06 Course of cerebrovascular incidents in patients with permanent and paroxysmal atrial fibrillation**
J. Staszewski, J. Kotowicz, A. Stepień, Military Medical Institute, Poland
- 07 Comparison between the OCSF and TOAST classification systems in the diagnosis of cerebral small vessel disease in the South London black and white populations**
U. Khan, P. Jerrard-Dunne, L. Kalra, A. Rudd, C. Wolfe, H. Markus, St. George's University of London, UK
- 08 Ischemic stroke revealing small intracranial aneurysm. Natural history, management and recommendation**
H. Desal, B. Dumas-Duport, F. Herisson, E. Auffray-Calvier, B. Guillon, Hôpital Laennec, Centre Hospitalier Universitaire de Nantes, France
- 09 Cerebral microembous detection in patients with acute ischemic stroke**
J. Lee, S.J. Lee, Yeungnam University College of Medicine, South Korea

- 10 First-day body temperature dynamics – a clinician's tool for monitoring penumbral tissue transformation and updating prognosis after ischemic stroke?**
J. Mau, S.D. Jayavel, Heinrich Heine University Hospital, Germany
- 11 Does acute stroke unit care change during a rehabilitation clinical trial (AVERT Phase II)?**
J. Collier, J. Bernhardt, National Stroke Research Institute, University of Melbourne, Australia
- 12 Albumin to creatinine ratio (ACR) is associated with the severity of acute stroke and predicts the outcome of acute stroke and transient ischemic attack (TIA)**
K. Konari, E. Gialouri, K. Makris, I. Drakopoulos, O. Glezakou, General Hospital KAT, Greece
- 13 Rate of intracerebral haemorrhage in patients with minor stroke: A clinical rule to reduce CT misdiagnosis**
C.E. Lovelock, J.N. Redgrave, D. Briley, P.M. Rothwell, University of Oxford, UK
- 14 MRI perfusion-diffusion mismatch in patients with acute ischemic stroke**
S. Di Legge, M. Diomedi, F. Sallustio, S. Napolitano, G. Koch, B. Rizzato, R. Floris, P. Stanzione, University of Tor Vergata, Italy
- 15 Systemic thrombolysis with rt-PA in posterior circulation stroke**
B. Dimitrijeski, A. Villringer, H.C. Koennecke, A. Hartmann, Charité, Campus Benjamin Franklin, Germany
- 16 Transient ischemic attack in adult onset Moyamoya disease**
J. Jeong-Min Kim, S. Seung-Hoon Lee, Seoul National University Hospital, South Korea
- 17 Insular involvement in acute middle cerebral artery territory infarction**
B.G. Yoo, J.K. Kim, J.H. Ko, E.G. Kim, Kosin University College of Medicine, South Korea

Acute stroke: Clinical patterns and practise (ctd)

- 18 Comparative eligibility for acute hemorrhagic and ischemic stroke treatments in a district general hospital**
M.O. McCarron, M. Armstrong, P. McCarron, Altnagelvin Hospital, UK
- 19 A link between lunar phase and medically unexplained stroke symptoms**
F. Ahmad, T.J. Quinn, M. Walters, J. Dawson, Gardiner Institute of Medical and Cardiovascular Sciences, UK
- 20 Implementation of fast-track assessment of patients with transient ischaemic attacks is more effective than weekly one-stop clinics**
S. Goode, N. Altaf, J. Riley, J. Gladman, S. MacSweeney, Queens Medical Centre, UK
- 21 Atrial fibrillation in ischemic stroke patients: Evaluation of the usage of oral antithrombotics in Europe**
B.M. Hamad, P. Nasuti, E. Yeung, IMS Health, UK
- 22 Transient ischemic attack in adult Moyamoya disease**
J. Jeong-Min Kim, S. Seung-Hoon Lee, J. Jae-Kyu Roh, Seoul National University Hospital, South Korea
- 23 The ultrasound signs of endothelial dysfunction in acute ischemic stroke**
M.A. Domashenko, A.O. Chechetkin, Z.A. Suslina, Institute of Neurology, RAMS, Russian Federation
- 24 S100B as a biomarker: Its optimal role in stroke**
P. Dassan, G. Keir, R. Jager, M.M. Brown, UCL, Institute of Neurology, UK
- 25 Prehospital transport of acute stroke patients and time to initial medical assessment in an Irish General Hospital**
R. Purcell, G. Bergin, C. Cooney, E. Farrelly, R. Morton, H. Logan, R. Lynch, S. Murphy, Midland Regional Hospital, Ireland

Acute stroke: Complications and early outcome

- 01 The relationship between the locations of deep-vein thrombosis and motor impairment in acute ischemic stroke patients**
D.G. Sherman, G.W. Albers, C. Bladin, C. Fieschi, A.A. Gabbai, C.S. Kase, W. O'Riordan, G.F. Pineo, University of Texas, Health Science Center, USA
- 02 Prevalence and risk factors of faecal incontinence in stroke patients admitted to the acute stroke unit and to rehabilitation wards (pilot study)**
U. Khan, Oxford Redcliff, UK
- 03 Comparison of 2 types of progression after acute ischemic stroke: Continuous deterioration vs fluctuation of stroke severity**
Y.J. Cho, K.S. Hong, J.S. Koo, K.H. Yu, H.J. Bae, M.K. Han, M.K. Jeong, D.W. Kang, J.M. Park, B.C. Lee, Inje University, Ilsan Paik Hospital, South Korea
- 04 Comparison of nutritional intake in post-stroke patients on normal, modified and NG diet**
T. Nagarajan, A. Addison, M. Winder, A.G. Dyker, Freeman Hospital, UK
- 05 Thrombolysis with rt-PA does not promote edema formation in acute ischemic stroke**
V. Sachsenmaier, I. Dzialowski, C. Disque, G. Gahn, Technical University of Dresden, Germany
- 06 Acute mortality prediction in stroke patients**
M. Delobel, A. Viguier, M.C. Turnin, V. Larrue, CHU de Toulouse, France
- 07 A novel polymorphism in the promoter region of the surviving gene is related to hemorrhagic transformation in patients with acute ischemic stroke**
M. Castellanos, C. Gubern, J. Serena, J. Castillo, M.A. Moro, M. Millán, R. Rodríguez, F. Nombela, O. Hurtado, J. Mallolas, Hospital Universitari de Girona Doctor Josep Trueta, Spain

Acute stroke: Complications and early outcome

- 08 Stroke patient progression in Dijon from 1985 to 2004**
P. Decavel, Y. Bejot, G.V. Osseby, B. Parratte, T. Moulin, M. Giroud, Besançon University Hospital, France
- 09 Early hemorrhagic events after intravenous thrombolysis of hemispheric and basilar ischemia: Results of the Helsinki Stroke Thrombolysis Study**
T. Bogoslovsky, O. Häppölä, L. Soinne, O. Salonen, P.J. Lindsberg, M. Kaste, Helsinki University Central Hospital; Biomedicum, Finland
- 10 Endothelial dysfunction in acute ischemic stroke is correlated with stroke severity and the size of the brain infarction**
M.A. Domashenko, S.V. Orlov, M.M. Tanashyan, V.G. Ionova, M.V. Kostyreva, R.M. Umarova, A.S. Suslin, M.V. Krotenkova, Z.A. Suslina, Institute of Neurology, RAMS, Russian Federation
- 11 Is the association of coagulation activation markers with progressing stroke due to the acute-phase response?**
J.M. Barber, P. Welsh, P. Langhorne, A. Rumley, G.D. Lowe, D.J. Stott, Royal Infirmary, University of Glasgow, UK
- 12 The effect of dysphagia on compliance and outcome in the Efficacy of Nitric Oxide in Stroke (ENOS) Trial**
G.M. Sare, L. Gray, T.J. England, P.M.W. Bath, Institute of Neuroscience, University of Nottingham, UK
- 13 Side differences on the extent of salvageable ischemic tissue in hyperacute stroke**
R. Delgado-Mederos, M. Ribo, A. Rovira, J. Alvarez-Sabin, M. Rubiera, J. Munuera, E. Santamarina, P. Delgado, O. Maisterra, C.A. Molina, Hospital Vall d'Hebron, Spain
- 14 Is renal failure a predictor factor of poor evolution in acute stroke?**
L. Gabaldón, B. Fuentes, J. Fernández, L. Idovro, P. Martínez, E. Díez-Tejedor, University Hospital La Paz, Spain

- 15 Significance of common complications during the first week post stroke: Impact on functional outcome at 90 days**
G. Rohweder, E. Naalsund, P. Oksnes, B. Indredavik, St. Olavs University Hospital, Department of Neuroscience, Norway
- 16 Early pulmonary embolisms in patients treated with Factor VIIa for intracerebral hemorrhage. Chance or safety concern?**
W. Vadot, A. Jaillard, P. Bedouch, C. Chevallier, K. Garambois, O. Detante, B. Hommel, M. Hommel, University Hospital of Grenoble, France
- 17 Aspirin resistance is associated with inflammation, ischemic stroke severity and poorer functional outcome at 6 months**
N.A. Englyst, G. Horsfield, C.D. Byrne, University of Southampton, UK
- 18 What factors influence early recanalisation during thrombolysis in acute ischemic stroke?**
L. Sekoranja, H. Yilmaz, K. Lovblad, R. Grandjean, P. Temperli, R. Sztajzel, University Hospital of Geneva, Switzerland
- 19 The impact of hyperthermia and infection on the acute ischemic stroke patients admitted to intensive care unit**
W. Seo, S. Yu, J. Kim, S. Koh, Korea University College of Medicine, South Korea
- 20 Major neurological improvement after stroke thrombolysis in a French community hospital**
B. Barroso, C. Morisset, E. Bertandeau, H. Mangon, A. Dakar, J.M. Larrieu, F. Mitterrand Hospital, France
- 21 Outcome of patients not treated with rt-PA due to spontaneous improvement**
J. Martí-Fàbregas, E. Martínez, S. Martínez-Ramírez, D. Alcolea, D. Cocho, M. Martínez-Corral, M. Marquíé, M. Suárez, L.A. Querol, J.-L. Martí-Vilalta, Hospital de la Santa Creu i Sant Pau, Spain

Acute stroke: Complications and early outcome (ctd)

22 Predictors of intracerebral hemorrhage after intravenous rtPA therapy for acute ischemic stroke in clinical practice

D. Gasecki, G. Kozera, M. Swierkocka-Miastkowska, K. Chwojnicky, B. Karaszewski, S. Szczyrba, M. Wisniewska, W.M. Nyka, Medical University of Gdansk, Poland

23 The „no-reflow“ phenomenon after thrombolysis in acute stroke – a marker of poor stroke outcome?

A.Y. Jin, O. Islam, F.W. Saunders, A.M. Demchuk, D.G. Brunet, University of Calgary, Canada

Acute stroke: Treatment concepts

01 Oxidative stress, documented by determination of MDA, in acute ischemic stroke subtypes, according to TOAST criteria

A. Simion, Faculty of Medicine and Pharmacy, Clinical Hospital of Neurology and Psychiatry, Romania

02 Systematic review of the effect of contrast agents on recanalisation rate after intravenous thrombolysis for acute stroke

K.A. Dani, K.W. Muir, University of Glasgow, UK

03 Prognostic factors of thrombolytic therapy in hyperacute ischemic stroke

J.H. Rha, B.N. Yoon, K.H. Ji, J. Lee, Inha University Hospital, South Korea

04 States of leptomeningeal collaterals and response to thrombolysis in patients with acute MCA infarcts

K.H. Kang, H.C. Park, E.H. Kim, Y.S. Kim, C.K. Suh, Y.H. Hwang, Kyungpook National University Hospital, South Korea

05 Personal emails: A simple measure to improve the quality of care in the stroke patients

M.F. Bellolio, R. Kashyap, L. Vaidyanathan, S. Enduri, A.M. Hoff, A.S. Yassa, S. Mishra, R.D. Brown, W.W. Decker, L.S. Stead, Mayo Clinic College of Medicine, USA

- 06 Can we use the ABCD score to screen patients for a weekly TIA clinic? Retrospective application of the score to assess its suitability**
B. Brady, M. Sekiguchi, B. Silke, J. Harbison, Stroke Service, St James's Hospital, Ireland
- 07 Anticoagulation and the risk of ICH after cardioembolic stroke**
H. Hallevi, K.C. Albright, A.D. Barreto, S. Martin-Schilde, A. Khaja, E.A. Noser, N.R. Gonzales, K. Illloh, J.C. Grotta, University of Texas, USA
- 08 Effectiveness of thrombolysis in patients over 80 years of age**
C. Rueckert, T. Staudacher, D. Bengel, St. Elisabeth Hospital, Germany
- 09 Previous treatment with angiotensin II receptor blockers could play a possible protector effect in acute stroke**
M.A. Ortega-Casarrubios, B. Fuentes, B. San José, M.J. Aguilar-Amat, I. Ybot, P. Martínez, E. Díez-Tejedor, Stroke Unit, Department of Neurology, La Paz University Hospital, Spain
- 10 Lack of kringle 2 domain and high fibrin specificity differentiate the novel plasminogen activator desmoteplase from rt-PA**
D.B. Bharucha, M.K. Pugsley, K.U. Petersen, M. Soehngen, Forest Laboratories, USA; PAION Deutschland GmbH, Germany
- 11 Bridging with GPIIb/IIIa-receptor-antagonists combined with intra-arterial pharmacomechanical thrombolysis in ischemic stroke**
R. Dabitz, U. Leppmeier, L. Fuhry, V. Collado-Seidel, R. Michailow, K. Schoeneboom, S. Triebe, H. Gunselmann, G. Ochs, D. Vorwerk, Klinikum Ingolstadt, Germany
- 12 Why are early admitted stroke patients excluded from TPA therapy?**
S. Debiais, I. Bonnaud, B. Giraudeau, D. Saudeau, D. Perrotin, B. de Toffol, A. Autret, CHRU Tours, France
- 13 Novel approach in acute stroke management through L-Lysine Monohydrochloride induced angiogenesis and revascularisation**
S.C. Mukhopadhyay, G. Guha, M. Alam, A. Mukherjee, M. Hashini, Green Cross Therapeutics Pvt. Ltd., India

Acute stroke: Treatment concepts (ctd)

- 14 Comparison of intra-arterial and intravenous thrombolysis for ischemic stroke with hyperdense middle cerebral artery sign**
H.P. Mattle, M. Arnold, D. Georgiadis, C. Baumann, K. Nedeltchev, D. Benninger, L. Remonda, C. von Büdingen, G. Schroth, R.W. Baumgartner, University Hospitals Bern and Zurich, Switzerland
- 15 Is intravenous tPA treatment beneficial in acute ischemic stroke related to internal carotid dissection?**
B. Fuentes, M. Alonso de Leciñana, J. Masjuán, J. Egido, P. Simal, F. Díaz-Otero, A. Gil-Nuñez, E. Díez Tejedor, University Hospitals La Paz, Ramón y Cajal, Clínico San Carlos and Gregorio Marañón, Spain
- 16 An emergency clinical pathway for the management of critical stroke patients: Results of a randomised clinical trial in the Lazio Region (Italy)**
A. De Luca, D. Toni, L. Lauria, M.L. Sacchetti, M. Barbolini, E. Puca, M. Ferri, M. Prencipe, G. Guasticchi, Public Health Agency, Lazio Region, Italy
- 17 Remote cerebral hemorrhage in patients treated with intravenous rt-PA**
J. Martí-Fàbregas, E. Martínez, M. Marquié, D. Alcolea, D. Cocho, M. Martínez-Corral, S. Martínez-Ramírez, M. De Juan, R. Marín, J.-L. Martí-Vilalta, Hospital de la Santa Creu i Sant Pau, Spain
- 18 A retrospective clinical case-note study of the nutritional management practices of stroke patients in a Scottish population**
S. Ray, B. Al Falasi, P. Rana, M.A. Haleem, M. Rajput, S. Atkinson, University of Dundee, UK
- 19 Is remote tele rt-PA treatment safe? The experience of the emergencyUrology Network in Franche-Comte (RUN)**
E. Vidry, E. Medeiros, E. Revenco, F. Vuillier, P. Decavel, T. Moulin, University Hospital Besançon, France

- 20 Diurnal fluctuations in the efficacy of rt-PA in acute ischemic stroke**
J. Gracia, S. Martinez-Ramirez, A. Ayo, D. Cocho, J. Martí-Fabregas, T. Segura, Department of Neurology, University Hospital of Albacete, Spain
- 21 No previous experience with intravenous thrombolysis for acute ischaemic stroke does not influence the proportion of patients treated**
A. Kobayashi, M. Skowronska, T. Litwin, A. Czlonkowska, Institute of Psychiatry and Neurology, Medical University of Warsaw, Poland
- 22 Neuroprotective effect of XG-102 alone or in combination with tissue plasminogen activator**
K. Wiegler, C. Bonny, D. Coquoz, L. Hirt, Centre Hospitalier Universitaire Vaudois, Switzerland
- 23 Effects of aspirin plus cilostazol to reduce the platelet activation in acute ischemic stroke**
J.K. Cha, S.S. Kim, H.W. Jeon, College of Medicine, Dong-A University Hospital, South Korea
- 24 Cardio-protection in acute stroke: Hypothesis for intervention for mortality reduction**
J.C. Sharma, I.N. Ross, M. Vassallo, Kings Mill Hospital, UK
- 25 A new device for the treatment of thrombo-embolic strokes**
G. Pearce, N.D. Perkinson, J.H. Patrick, ORLAU, RJAH Hospital Oswestry, UK
- 26 Rapid alternate day dose titration of dipyridamole is well tolerated in patients with ischemic stroke**
J.L. Pascual, H.M. Chang, M.C. Wong, C.P. Chen, National Neuroscience Institute, Singapore General Hospital Campus, Singapore
- 27 Combined IV abciximab / IA tPA treatment of acute basilar artery occlusion**
U. Becker, G. Urban, R. von Kummer, G. Gahn, University Hospital Dresden, Germany

Acute stroke: Treatment concepts (ctd)

- 28 Dynamics of markers of fibrinolysis and endothelial function in patients with ischemic stroke treated with intravenous rt-PA**
N.A. Shamalov, A.S. Kireev, N.A. Pryanikova, G.R. Ramazanov, A.G. Kobylansky, I.A. Grivennikov, V.I. Skvortsova, Federal Stroke Institute, Russian Federation
- 29 Ancred in a six hour time window? Evidence for and against efficacy**
D.G. Sherman, D.E. Levy, University of Texas, Health Science Center at San Antonio, USA
- 30 Perfusion-CT guided intravenous thrombolysis at 3 to 6 hours: Feasibility and safety study in 15 patients**
P. Michel, M. Wintermark, M.D. Reichhart, F. Vingerhoets, P. Maeder, R.M. Meuli, J. Bogousslavsky, Centre Hospitalier Universitaire Vaudois, Switzerland
- 31 Systemic thrombolysis with Abciximab in acute ischemic stroke due to anterior circulation infarction beyond the 3-hour time window**
K. Barlinn, U. Becker, G. Gahn, University of Dresden, Germany
- 32 SETIS – Serbian Experience with Thrombolysis in Ischemic Stroke**
D.R. Jovanovic, L. Beslac-Bumbašević, G. Toncev, M. Živkovic, Institute of Neurology, Clinical Center of Serbia, Yugoslavia
- 33 Intra-arterial thrombolysis in acute stroke due to MCA occlusion**
I. Henriques, A. Calado, R. Roque, A. Bandeira, I. Fragta, C. Ribeiro, J. Candido, J. Reis, Centro Hospitalar de Lisboa, Portugal
- 34 Are polyamine levels useful in predicting outcome following acute stroke?**
M.J. Macleod, P. Mahendra, M. Bruce, H.M. Wallace, University of Aberdeen, UK

Long-term outcome of stroke

- 01 Time spent at home post stroke: “Home-time” – a meaningful and robust outcome measure for stroke trials**
J. Dawson, T.J. Quinn, J.S. Lees, T.P. Chang, M.R. Walters, K.R. Lees, Gardiner Institute of Cardiovascular and Medical Sciences, University of Glasgow, UK
- 02 The impact of obesity on short and long-term outcome after first ever acute stroke. The stroke obesity paradox?**
S. Scalidi, K. Xynos, T. Pappa, J. Zafeiriou, N. Mentis, N. Kokolakis, K. Vemmos, Acute Stroke Unit, Department of Therapeutics, University of Athens Medical School, Alexandra Hospital, Greece
- 03 Biochemistry versus clinical severity of acute stroke: Significance of NT proBNP to predict one year mortality**
J.C. Sharma, I.N. Ross, Kings Mill Hospital, UK
- 04 Influence of stroke secondary prevention drugs on molecular markers of inflammation. The MITICO Study**
J. Vivancos, J. Alvarez-Sabín, A. López-Farré, E. Martínez-Vila, J. Montaner, T. Sobrino, J. Castillo, Hospital Universitario de La Princesa, Stroke Unit, Spain
- 05 Mortality and vascular morbidity after ischemic stroke at a young age. A cross-sectional study in western Norway**
U. Waje-Andreassen, H. Naess, L. Thomassen, G.E. Eide, C.A. Vedeler, Haukeland University Hospital, Norway
- 06 Effectiveness of thrombolytic therapy on outcome within 3 months after ischemic stroke: The Telemedical Pilot Project for Integrative Stroke Care (TEMPiS)**
A.M. Toschke, P.U. Heuschmann, J. Schenkel, H. Audebert, King's College London, UK

Long-term outcome of stroke (ctd)

- 07 Long-term prognosis of stroke in young adults: Results from the first 227 consecutive cases enrolled during 5 years in the "Athenian Registry of Stroke in Young Adults (ARSYA)"**
K. Spengos, S. Vassilopoulou, M. Papadopoulou, A. Papapostolou, G. Papadimas, E. Manios, G. Tsvigoulis, Eginition Hospital, University of Athens, Greece
- 08 Long-term survival after first-ever stroke in the Besançon Stroke Registry: Impact of stroke unit organisation**
P. Decavel, E. Medeiros, E. Vidry, F. Vuillier, E. Revenco, M. Pellicier, T. Moulin, University Hospital Besançon, France
- 09 Does admission C-reactive protein predict outcome in stroke patients undergoing thrombolysis?**
R. Topkian, A.M. Strasak, H.-P. Haring, K. Nussbaumer, F.T. Aichner, Academic Teaching Hospital Wagner-Jauregg, Austria
- 10 Initial experience with video based modified Rankin assessment**
T.J. Quinn, J. Dawson, M.R. Walters, K.R. Lees, Gardiner Institute of Cardiovascular and Medical Sciences, UK
- 11 Changes in quality of life from one to six months following acute stroke and its determinants**
O.M. Ronning, K. Stavem, Stroke Unit, Akershus University Hospital, Norway
- 12 Long-term survival of stroke patients following an inpatient rehabilitation admission**
C.E. Connolly, J. Estell, F. Kohler, R. Renton, Braeside Hospital, Australia
- 13 Assessment of quality of life in stroke patients caregivers. How to predict caregivers at risk**
E. Marco, E. Duarte, M. Tejero, J.M. Muniesa, R. Belmonte, A. Aguirrezabal, M. Pou, C.B. Samitier, F. Escalada, Physical Medicine and Rehabilitation Department, Hospital de l'Esperança, Spain
- 14 Poststroke epilepsy in patients treated with systemic thrombolysis**
B. Dimitrijeski, A. Villringer, A. Hartmann, Charité, Campus Benjamin Franklin, Germany

- 15 Incidence of aspiration pneumonia after systematic application of an expert bedside swallowing evaluation and feeding procedure in a stroke unit**
V. Palumbo, S. Centorrino, P. Nencini, G. Pracucci, D. Inzitari, University of Florence, Italy
- 16 Quality of life and long-term functional outcome in young patients after an ischemic stroke**
A.A. Gongora, C. Mader, J.P. Arroyo, R. Garcia, A. Leyva, National Institute of Neurology and Neurosurgery, Mexico
- 17 Prognosis in first-ever ischemic stroke/transient ischemic attack patients with significant extracranial carotid artery disease**
H.J. Lin, P.S. Yeh, Chi-Mei Medical Center, Taiwan
- 18 Plasma glutamate levels predict fatigue after TIA and minor stroke**
A.B. Syed, L.M. Castell, A. Ng, C. Winward, P.M. Rothwell, Stroke Prevention Research Unit, Department of Clinical Neurology, University of Oxford, UK

Brain imaging: New developments

- 01 The use of [11C]-(R)-PK11195 ligand and positron emission tomography in acute ischaemic stroke: Insights into the inflammatory process**
J.A. Zavala, M.N. Perera, H.H. Ma, G. O'Keefe, H. Tochon-Danguy, U. Akermann, J. Ly, D. Reutens, C. Rowe, G.A. Donnan, National Stroke Research Institute, Australia; Centre for PET Austin Health, Australia
- 02 TC perfusion predicts early clinical response to intravenous thrombolytic therapy of ischemic stroke in the first 3 hours**
M. Revilla, E. Palacio, F. González, C. Ramón, P. Sánchez-Juan, A. González-Mandly, E. Marco de Lucas, A. Gutiérrez, M. Rebollo, J. Berciano, Hospital Universitario Marqués de Valdecilla, Spain

Brain imaging: New developments (ctd)

- 03 Intraplaque haemorrhage is associated with multiple diffusion weighted imaging lesions in symptomatic patients with high grade carotid stenosis**
N. Altaf, S. Goode, P.S. Goode, J.R. Gladman, S.T. MacSweeney, D.P. Auer, University of Nottingham, UK
- 04 Tissue swelling without hypoattenuation on non-contrast CT is rare but potentially reversible in acute ischemic stroke**
I. Dzialowski, S. Subramaniam, V. Puetz, A. Krol, J.M. Boulanger, P.A. Barber, M.D. Hill, S.B. Coutts, T. Watson, A.M. Demchuk, University of Dresden, Germany
- 05 Lactate does not predict infarct growth**
V. Cvorá, J.M. Wardlaw, S. Muñoz Maniega, I. Marshall, P.A. Armitage, C.S. Rivers, M.S. Dennis, Division of Clinical Neurosciences, University of Edinburgh, UK
- 06 MRI on day 1 identifies patients at risk for delayed stroke progression after i.v. thrombolysis**
R. Kern, K. Szabo, S. Bukow, M. Griebe, A. Förster, M.G. Hennerici, A. Gass, Universitätsklinikum Mannheim, University of Heidelberg, Germany
- 07 Transcranial sonographic delineation of intracerebral hemorrhage – a prospective multicentre study**
K. Meyer-Wiethe, R. Kern, S. Meairs, G. Seidel, University Hospital Schleswig-Holstein, Campus Lübeck, Germany
- 08 Diagnostic value of combined analysis of T2-weighted gradient echo imaging and postcontrast time-of-flight MR angiography in hyperacute ischemic stroke**
S.I. Sohn, C.H. Sohn, H.W. Chang, S.H. Choi, S.R. Kim, H.C. Park, Keimyung University, DongKang Hospital, Andong General Hospital, South Korea

- 09 Global changes on diffusion weighted imaging (DWI) and magnetisation transfer (MT) in relation to white matter hyperintensities: The LADIS Study**
S. Ropele, A. Seewann, W. van der Flier, L. Pantoni, E. Rostrup, T. Erkinjuntti, L.O. Wahlund, R. Schmidt, F. Barkhof, F. Fazekas, Medical University Graz, Austria
- 10 Changes in brain volume 2 years after EC-IC bypass surgery: A preliminary subanalysis of the Japanese EC-IC Bypass Trial**
J. Jinnouchi, K. Toyoda, T. Inoue, S. Fujimoto, S. Gotoh, K. Yasumori, S. Ibayashi, M. Iida, Y. Okada, National Hospital Organization Kyushu Medical Center, Nippon Steel Yawata Memorial Hospital, Japan
- 11 Perfusion patterns in patients with severe internal carotid artery disease using perfusion CT**
M.G. Delgado, V. Mateos, S. Calleja, R.L. Roger, P. Vega, C.H. Lahoz, Hospital Universitario Central de Asturias, Spain
- 12 Inter-observer agreement about the presence and distribution of brain microbleeds in adults with stroke**
C. Cordonnier, G. Potter, C. Jackson, C.L.M. Sudlow, J.M. Wardlaw, R. Al-Shahi Salman, Division of Clinical Neurosciences, University of Edinburgh, UK
- 13 Studied on Broca's aphasia by diffusion tensor imaging**
Y. Zhang, S. Wang, C. Wang, X. Zhao, Y. Wang, Beijing Tiantan Hospital, affiliated with Capital University of Medical Sciences, China
- 14 CT perfusion in assessment of brain circulation in patients with stenosis or occlusion of internal carotid artery**
G. Witkowski, P. Richter, A. Rozenfeld, R. Poniatowska, A. Dowzenko, H. Jarosz, D. Ryglewicz, Institute of Psychiatry and Neurology, Poland

Interesting cases

- 01 Multiple localised cervicocranial artery dissections developing after aortic arch dissection**
A. Lovrencic-Huzjan, V. Vukovic, S. Antic, I. Galinovic, V. Demarin, University Hospital Sestre Milosrdnice, Croatia
- 02 Bilateral ischaemic strokes in a 33-year old woman within a few months of pituitary irradiation**
G. Beamond, K. Murray, P. Keston, C. Sudlow, University of Edinburgh, UK
- 03 Head position dependent vertebrobasilar TIAs**
A.A. Weck, H. Hungerbühler, A. Mironov, G. Schwegler, Cantonal Hospital of Aarau, Switzerland
- 04 Internal carotid artery occlusion due to Wegener's Granulomatosis**
T. Das, W. Sunman, R.H. Harwood, J. Beavan, S. Munshi, Nottingham University Hospitals NHS Trust, UK
- 05 Clinical presentation of internal carotid artery dissection: Report of 10 cases**
I. Divjak, M. Jovicevic, A. Jovanovic, Institute of Neurology, Clinical Centre Novi Sad, University of Novi Sad, Yugoslavia
- 06 Bilateral spontaneous carotid artery dissection**
H. Weitenberg, M. Uyttenboogaart, J. De Keyser, G.J. Luijckx, University Medical Centre Groningen, The Netherlands
- 07 Transient ischemic attack and livedo racemosa – antiphospholipid syndrome**
L. Valdemar, A. Marinho, G. Lopes, Hospital Geral de Santo António, Portugal
- 08 An unrecognised cause of thunderclap headache: Reversible cerebral vasoconstriction syndrome**
K. Koopman, M. Uyttenboogaart, G.J. Luijckx, J. De Keyser, P.C. Vroomen, University Medical Centre Groningen, The Netherlands

- 09 Broca's aphasia elicited by Wernicke's area damaged**
Y. Zhang, N. Wie, H. Chen, N. Zhang, Y. Wang, Beijing Tiantan Hospital, affiliated with Capital University of Medical Sciences, China
- 10 Recurrent transient ataxic hemiparesis revealing a hypoglycaemic paraneoplastic syndrome**
P. Olivier, J. Zapf, P. Michel, Centre Hospitalier Universitaire Vaudois, Switzerland
- 11 Three cases of cerebral peduncular infarction with pure dysarthria**
G. Sik Kim, J. Hong Lee, S. Ah Choi, J. Hee Cho, NHIC Ilsan Hospital, South Korea
- 12 Cerebral infarction in acute (myelomonocytic) leucemia at initial presentation**
S. Koskina, A. Tavernarakis, I. Xydakis, E. Mamouzelos, E. Koutra, N. Matikas, Evangelismos Hospital, Greece
- 13 Arterial occlusion and stroke after cisplatin chemotherapy**
K.A. Pasco, P. Hart, St. George's Hospital, UK
- 14 Primary angitis of central nervous system in a patient of Acquired Deficiency Syndrome (AIDS), a case report**
A. Al Memar, N. Akhtar, A. Trip, Atkinson Morley Wing at St. George's Hospital London, UK
- 15 Familial Sneddon's syndrome**
S. Llufrui, A. Cervera, S. Amaro, A. Chamorro, Stroke Unit, Hospital Clinic Barcelona, Spain
- 16 Intracranial pressure and cerebral blood flow correlation**
I. Voznjuk, M. Odinak, S. Golokhvastov, N. Tsygan, Military Medical Academy, Russian Federation
- 17 "Peripheral" vertigo of "cardiac" origin. Two cases of cardioembolic PICA infarcts, associated with PFO, presenting as a misleading isolated vertigo**
S. Beretta, P. Santoro, C. Ferrarese, University of Milano-Bicocca, Italy

Interesting cases (ctd)

- 18 Cardiac amyloidosis – a rare cause of transient ischaemic attack (TIA)**
D.M. Collas, Watford General Hospital, UK
- 19 Posterior inferior cerebellar artery dissection causing aneurysm and transient ischemic attack: Aneurysm disappearance and prevention of recurrent brain ischemia with conservative treatment. A case report**
D. Muentener, A. Mironov, A. Valavanis, R.W. Baumgartner, H. Hungerbuehler, University Hospital of Zurich, Switzerland
- 20 Ischemic stroke after chemotherapy with cisplatin, etoposide and bleomycin for a testicular non-seminoma carcinoma: A case report**
M. Vikelis, M. Xifaras, A. Basta, G. Gekas, General Hospital of Nikea, Greece
- 21 Cerebral lipiodol embolism without pulmonary involvement during transcatheter arterial chemoembolisation**
B.G. Yoo, J.K. Kim, J.H. Ko, E.G. Kim, Kosin University College of Medicine, South Korea
- 22 Crossed conduction aphasia: A case report**
Y. Zhang, Y. Yanfang Liu, X. Xingquan Zhao, C. Chunxue Wang, Y. Yongjun Wang, Beijing Tiantan Hospital, affiliated with Capital University of Medical Sciences, China
- 23 Stroke in the puerperium and peri-partum period**
K.M. Tan, A. Carroll, National Rehabilitation Hospital, Ireland
- 24 Iron deficiency anaemia and stroke**
J.C. Wöhrle, M. Silomon, M. Kaspers, R. Werner, Katholisches Klinikum Koblenz, Germany
- 25 Ischemic stroke or multiple sclerosis relapse after 44 years of remission?**
Y.M. Huang, O. Nordmark, M. Lee, H. Naver, Uppsala University Hospital, Sweden

- 26 Thrombolysis in Capsular Warning Syndrome (CWS):
Four case reports**
R.M. Vivanco, A. Rodriguez-Campello, A. Ois, M. Gomis, C. Pont, E. Cuadrado, J. Roquer, Stroke Unit, Hospital del Mar, Spain
- 27 Migraine with aura as an isolated presenting symptom of cerebral venous thrombosis**
R.E. Petrea, J.R. Romero, S. Seshadri, J. Viereck, V. Babikian, C.S. Kase, Boston University School of Medicine, USA
- 28 Eosinophilic vasculitis: A rare cause of dolichoectasia of the carotid and intracranial arteries**
M. Labuda, S. Lanthier, Université de Montréal, CHUM Hôpital Notre-Dame, Canada
- 29 Myocardial infarction during stroke thrombolysis: A case report**
M. Herrera, M.E. Erro, J. Gállego, R. Muñoz, B. Zandío, J.A. Villanueva, Hospital de Navarra, Spain
- 30 Left ventricle noncompaction, myopathy, dysmorphic features and stroke in a young woman**
A. Mendes, F. Silveira, M. Garcia, E. Azevedo, Hospital S. João, University of Porto, Portugal
- 31 Post-partum cerebral angiopathy: Report of three cases**
J. Willeit, M. Furtner, M. Knoflach, T. Gotwald, S. Kiechl, Neurology, Austria
- 32 Dissecting fusiform vertebral aneurysm in an adolescent:
Endovascular treatment**
C. Semedo, M. Manita, J. Reis, P. Raimundo, P. Esperança, J.M. Cândido, Centro Hospitalar de Lisboa, Portugal
- 33 Left ventricular papillary fibroelastoma, a rare cause of posterior circulation infarction**
J. Damásio, R. Almeida, A. Furtado, L. Caiado, A. Tuna, Hospital Geral de Santo António, Portugal

Interesting cases (ctd)

- 34 Isolated Inferior Sagittal Sinus Thrombosis (ISST)**
N. Tran, J. Silva, Hamilton General Hospital, McMaster University, Canada
- 35 Stroke and epigastric pain: Consider aortic dissection**
*S. Mavinamane, H.G. M Shetty, M. Robinson, K.R. Davis,
University Hospital Wales, UK*

Recovery and rehabilitation

- 01 Optimising rehabilitation outcomes for aphasia following stroke through new learning**
H. McGrane, Queen Margaret University College, Speech and Language Sciences, UK
- 02 Effect of rhythmic auditory cues on gait of stroke patients**
L. Sang-I Lin, National Cheng Kung University, Taiwan
- 03 The effects of type and intensity of physiotherapy on lower limb strength and function after stroke**
E.V. Cooke, R.C. Tallis, S. Miller, V.M. Pomeroy, St. George's University of London, UK
- 04 Motor network changes and functional recovery in stroke patients treated with very early mobilisation in an acute stroke unit. A longitudinal functional MRI study**
T. Askim, B. Indredavik, S. Mørkved, O. Haraldseth, A. Håberg, Norwegian University of Science and Technology, Trondheim University Hospital, Norway
- 05 Factors predicting early hospital discharge following admission for acute stroke**
J. White, L. Dacey, R. Navaratnasingam, M. Wani, Morriston Hospital, UK
- 06 Differences in visual attention between hemiplegic sides in poststroke patients**
S. Shimizu, M. Maeda, Y. Ikeda, H. Nagasawa, Faculty of Rehabilitation, School of Allied Health Sciences, Kitasato University, Japan

- 07 Depression in caregivers of long-term stroke survivors**
D. Varga, E. Boros, J. Kenez, Z. Nagy, National Institute for Neurology and Psychiatry, Hungary
- 08 A pilot study investigating the comparison between familiar and unfamiliar environment on patient's abilities to complete and process activities of daily living, post brain injury**
J. Scott, Hammersmith Hospitals NHS Trust, UK
- 09 The effects of current physical therapy and functional strength training on upper limb function and neuromuscular weakness after stroke: A pilot study**
C. Donaldson, R. Tallis, V. Pomeroy, St. George's University of London, UK
- 10 Modified observational perspective and stroke rehabilitation**
L.M. Ewan, T. Haire, K. Kinmond, H. Chatterton, N. Smith, P. Holmes, Manchester Metropolitan University, UK
- 11 Functional recovery in ischaemic stroke patients younger or older than 65 years**
J. Jansa, Z. Sicherl, K. Angleitner, A. Grad, University Medical Centre Ljubljana, Slovenia
- 12 A series of investigations into sensory rehabilitation post stroke**
S.L. Hillier, University of South Australia, Australia
- 13 Is the bio-psychosocial model suitable to explain the development of depression after stroke?**
T.A. Barskova, G. Wilz, Technical University Berlin, Department of Clinical and Health Psychology, Germany

Management and economics

- 01 Comparison of blood pressure management after stroke and coronary event. The REDuction of Atherothrombosis for Continued Health (REACH) Registry**
E. Touzé, J. Röther, D. Batt, F. Aichner, M. Alberts, M. Ohman, P. Durieux, J. Coste, S. Goto, G. Steg, Hôpital Sainte-Anne, France
- 02 US survey of stroke neurologists and neurointerventionalists on treatment choices for intracranial stenosis**
T. Turan, M. Lynn, M. Chimowitz, Emory University School of Medicine, USA
- 03 Hospital discharge coding underestimates burden of stroke**
M. Taylor, C. McAlpine, M. Walters, Stobhill Hospital, Glasgow and Western Infirmary, UK
- 04 First Irish national audit of stroke care**
F. Horgan, A. Hickey, S. Murphy, M. Wiley, R. Conroy, H. McGee, D. O'Neill, Trinity College Dublin, Ireland
- 05 Primary care medicine and stroke: The Irish national audit of stroke care**
D. O'Neill, D. Whitford, F. Horgan, M. Wiley, R. Conroy, S. Murphy, H. McGee, D. O'Neill, Trinity College Dublin, Ireland
- 06 Educational multimedia campaigns have differential effects on public stroke knowledge and awareness of individual stroke risk**
J.J. Marx, M. Nedelmann, B. Haertle, M. Dieterich, B.M. Eicke, Johannes Gutenberg University Mainz, Germany
- 07 Thrombolytic therapy in acute ischemic stroke in Taiwan**
M. Tseng, K. Chang, J. Liu, National Sun Yat-Sen University, Taiwan
- 08 Cost of stroke for society in younger persons receiving rehabilitation**
A.K.S. Sunnerhagen, A.A. Björkdahl, Göteborg University, Sweden
- 09 Does organisation of stroke care correlate with research activity in stroke?**
D.F. Jenkinson, G.A. Ford, A.R. Rudd, A. Hoffman, D. Lowe, UK Stroke Research Network, Royal Victoria Infirmary, UK

- 10 Cost effectiveness of stroke unit (SU) care followed by early supported discharge (ESD)**
Õ. Saka, V. Serra, Y. Samyshkin, S. Merkur, A.J. Mcguire, C. Wolfe, King's College London, Division of Health and Social Care Research, UK
- 11 Stroke occurrence and disease classification in Germany – a nationwide analysis based on the German DRG Report 2004**
P.L. Kolominsky-Rabas, B. Griewing, J. Rùthemann, Department of Health Economics, Institute for Quality and Efficiency in Health Care (IQWiG), Germany
- 12 A new method of estimating the time used by health care professionals (HCP) for acute stroke care in Europe, European Registers of Stroke (EROS) Collaboration**
Õ. Saka, A.J. Mcguire, P. Heuschmann, A. Rudd, C. Wolfe, King's College London, Division of Health and Social Care Research, UK
- 13 Importance of therapeutic inertia in secondary stroke prevention: IMplementation of Prevention After a Cerebrovascular event (IMPACT) Study**
E. Touzé, M. Voicu, J. Kansao, R. Masmoudi, B. Doumenc, A. Ferreira, P. Durieux, J. Coste, J.-L. Mas, Hôpital Sainte-Anne, France
- 14 Longer term stroke care: How should services be developed in the post-acute phase?**
A.M. Cox, L. Kalra, A.G. Rudd, C.D.A. Wolfe, C. McKeivitt, King's College London, Division of Health and Social Care Research, UK
- 15 Impact of changes to the DRG classification on acute ischaemic stroke care in Germany**
P.L. Kolominsky-Rabas, V. Ziegler, J. Rùthemann, Department of Health Economics, Institute for Quality and Efficiency in Health Care (IQWiG), Germany
- 16 The application of telemedicine for stroke in the Balearic Islands**
S. Tur, I. Legarda, M.J. Torres, C. Jimenez, Son Dureta Hospital, Spain

Management and economics (ctd)

- 17 Costs of stroke borne by individuals and families:
User-led development of a patient based cost measure**
*C. McKeivitt, N. Fudge, A. Sriskantharajah, C. Coshall, C. Wolfe,
King's College London, UK*
- 18 Market share of inpatient care stroke units from the total hospital
care measured by the Diagnosis Related Groups (DRG) system**
*I. Boncz, A. Sebestyén, J. Betlehem, L. Gulácsi, Department of Health
Economics, Policy and Management, University of Pécs, Hungary*

Experimental studies

- 01 An extended window of opportunity for granulocyte-colony
stimulating factor treatment in rat focal cerebral ischemia**
*J. Minnerup, R. Wysocki, R. Laage, A. Schneider, W.R. Schäbitz,
University of Münster, Germany*
- 02 Effects of the TP receptor antagonist S 18886 in a rat model of middle
cerebral artery photothrombotic occlusion**
*T. Hirvonen, V. Blanc-Guillemaud, L. Lerond, J. Jolkkonen, CN Services,
Finland*
- 03 Hyperbaric oxygen treatment combined with thrombolytic therapy
reduces infarction size in experimental ischemic stroke**
*L. Küppers-Tiedt, A. Manaenko, A. Günther, D. Michalski, A. Wagner,
D. Schneider, Klinik und Poliklinik für Neurologie, Universität Leipzig, Germany*
- 04 Blood-brain barrier (BBB) opening after transient focal cerebral
ischemia in rats**
*I. Marinkovic, A. Durukan, U.A. Ramadan, D. Strbian, M. Pitkonen, E. Pedrono,
L. Soinne, T. Tatlisumak, Biomedicum Helsinki, Finland*

- 05 Effect of high-dose oestrogen therapy on cerebral plasticity after transient forebrain ischaemia in gerbil**
E.A. Wappler, A. Gal, G. Szilagy, J. Vajda, J. Skopal, K. Felszeghy, C. Nyakas, Z. Nagy, National Institute of Psychiatry and Neurology, National Stroke Center, Hungary
- 06 S 18886, a thromboxane A2 receptor antagonist, prevents occurrence of spontaneous brain damage in stroke-prone rats via anti-inflammatory activities**
P. Gelosa, E. Nobili, A. Gianella, V. Blanc-Guillemaud, L. Lerond, U. Guerrini, E. Tremoli, L. Sironi, Department of Pharmacological Science, University of Milan, Italy; Institut Recherches Internationales Servier, France
- 07 CDP-choline increases EAAT2 association to lipid rafts and affords neuroprotection in experimental stroke**
I. Lizasoain, O. Hurtado, J.M. Pradillo, D. Fernández-López, T. Sobrino, T. Gasull, M. Castellanos, F. Nombela, J. Castillo, M.A. Moro, Universidad Complutense Madrid, Spain
- 08 Ultrasound thrombolysis with 488kHz – safety-studies with an MRI-based rat stroke model**
M. Walberer, M. Nedelmann, D. Schiel, K. Volk, P. Reuter, M. Kaps, T. Saguchi, G. Bachmann, H. Furuhashi, T. Gerriets, University Giessen, Germany; Kerckhoff-Klinik Bad Nauheim, Germany; Jikei University Tokyo, Japan
- 09 GW3965, an agonist of the LXR nuclear receptors, is neuroprotective in experimental stroke**
M.A. Moro, J.R. Morales, M.P. Pereira, J.R. Caso, O. Moldes, J. Vivancos, C. Gubern, J. Serena, A. Davalos, I. Lizasoain, Universidad Complutense Madrid, Spain
- 10 Enhancement of sensorimotor recovery under Cerebrolysin treatment in a rat model of focal cerebral infarction**
M. Hitzl, J.M. Ren, D. Sietsma, S.M. Qiu, H. Moessler, S.P. Finklestein, BEWE Pharma Ges.m.b.H. Nfg. KG, R&D Neuro Products, Austria

Experimental studies (ctd)

- 11 Rheoencephalography: A non-invasive method to assess the electrical impedance changes related to the pulsatility of the cerebral blood flow**
J.M. Pons, J.J. Pérez, P. Ortiz, E. Guijarro, A. Navarré, J. Sancho, Consorcio Hospital General Universitario Valencia, Spain; Centro de investigación e innovación en bioingeniería, Universidad Politécnica de Valencia, Spain
- 12 First examinations with an automatically optimised computer model for individual simulations of cerebral hemodynamics**
F.C. Roessler, V. Metzler, R. Grebe, G. Siegel, Clinic for Neurology, Campus Lübeck, Germany
- 13 Natural regulatory CD4+CD25+Foxp3+ T-lymphocytes (Treg) prevent delayed infarct growth by an Interleukin-10 dependent mechanism**
R. Veltkamp, E. Suri-Payer, C. Sommer, C. Veltkamp, H. Doerr, T. Giese, A. Liesz, University of Heidelberg, Germany
- 14 Nonlinear analysis of brain spirometry signals – the way to a new non-invasive diagnostic tool (a pilot study)**
M. Swierkocka-Miastkowska, G. Osinski, Department of Neurology for Adults, Medical University of Gdansk, Poland
- 15 MRI and behavior effects of early intravenous delivery of mesenchymal stem cells at experimental cerebral infarct in rats**
L. Gubskiy, K. Yarygin, O. Povarova, Y. Pirogov, R. Tairova, A. Dubina, I. Cheblakov, D. Kupriyanov, V. Skvortsova, Fundamental and Clinical Neurology Department, Russian State Medical University, Russian Federation
- 16 Oxygen-glucose deprivation-induced cellular changes in organotypic slice cultures of the hippocampus: Protective effect of (-)-deprenyl**
B. Bali, Z. Nagy, K.J. Kovács, Semmelweis University, Hungary
- 17 Bcl-2 and Bcl-XL genes therapy increases plasticity and cell cycle genes expression after hypoxia in PC12 cells**
A. Gal, G. Szilagyi, E. Wappler, Z. Bori, J. Vajda, J. Skopal, Z. Nagy, National Institute of Psychiatry and Neurology, National Stroke Centre, Hungary

18 (-) Deprenyl-N-oxid is neuroprotective after transient hippocampus ischemia in gerbils

G. Szilágyi, K. Magyar, Z. Nagy, National Stroke Centre, Hungary

Vascular surgery and neurosurgery / Interventional neuroradiology

01 Intra-arterial and intravenous thrombolysis in acute ischemic stroke from carotid "T" occlusion

P. Nencini, S. Mangiafico, M. Nesi, I. Romani, G. Cagliarelli, M. Pratesi, V. Palumbo, M. Cellerini, A. Rosselli, D. Inzitari, Careggi Hospital, Italy

02 Retrospective validation of the ABCD Score in patients presenting with transient ischaemic attacks undergoing carotid endarterectomy

S. Shaikh, J. Brittenden, E. MacAulay, M.J. Macleod, University of Aberdeen, UK

03 Carotid endarterectomy: Complications and clinical outcome

R. Martinez, Y. Silva, J. Amado, O. Andres, J. Puig, S. Pedraza, M. Castellanos, J. Serena, Hospital Universitari Dr. Josep Trueta, Spain

04 Carotid endarterectomy audit of Great Britain and Ireland

A. Rudd, T. Lees, A. Halliday, P. Rothwell, A. Hoffman, D. Kamugasha, Royal College of Physicians, UK

Venous diseases

- 01 Development of a risk score to predict the prognosis of cerebral vein and dural sinus thrombosis (CVT)**
J.M. Ferro, T. Rodrigues, L. Bacelar-Nicolau, H. Bacelar-Nicolau, P. Canhão, I. Crassard, A. Dutra, A. Massaro, M.A. Mackowiak-Cordiolani, D. Leys, J. Fontes, Department of Neurosciences, Hospital de Santa Maria, Portugal
- 02 Dural arteriovenous fistulas and premature anticoagulation cessation after cerebral venous thrombosis**
P. Cardona, H. Quesada, P. Sanchez, M.A. Fong, A. Escrig, Bellvitge Hospital, Hospitalet de Llobregat, Spain
- 03 Incidence of inherited thrombophilia in Greek patients with cerebral venous thrombosis**
K. Lysitsas, I. Gravas, G. Papaioannou, P. Kyriakidis, E. Dermitzakis, J. Rudolf, Papageorgiou General Hospital, Greece

Heart and brain

- 01 Diagnosing Patent Foramen Ovale (PFO) in cryptogenic stroke: Transcranial Doppler vs trans oesophageal echo**
S. Kumar, M.S. Randall, L. O'Toole, J.N. West, G.S. Venables, Sheffield Teaching Hospitals NHS Trust, UK
- 02 Moderate hypothermia for anoxic encephalopathy after in-hospital and out-of-hospital cardiac arrest: Results in routine clinical practice**
R.A. Bernstein, K. Dewan, A.M. Naidech, M.J. Alberts, D. Fintel, D. Bergman, R. Oakley, Northwestern University, USA
- 03 Is heart disease a prognostic factor for acute stroke outcome? A prospective study**
I. Ybot, M.J. Abenza, B. Fuentes, B. San José, M.A. Ortega-Casarrubios, P. Martínez, E. Díez-Tejedor, University Hospital La Paz, Spain

04 The role of the morphological characteristics of patent foramen ovale in cryptogenic stroke: A MRI study

C. Bonvin, K.O. Lovblad, H. Müller, R. Sztajzel, University Hospitals of Geneva, Switzerland

Large clinical trials (RCTs)

01 Delays in treatment for symptomatic carotid stenosis at research active centres

R.L. Featherstone, J. Ederle, M.M. Brown, UCL Institute of Neurology, UK

02 The safety and efficacy of clopidogrel versus ticlopidine in Japanese stroke patients – combined results of two phase III multicentre randomised clinical trials

S. Uchiyama, T. Yamaguchi, Y. Fukuuchi, Tokyo Women's University, Japan

03 Ethnicity does not affect the homocysteine-lowering effect of vitamin therapy in Singaporean stroke patients

K. Kasiman, J.W. Eikelboom, G.J. Hankey, H.M. Chang, M.C. Wong, C.P. Chen, National Neuroscience Institute, Singapore General Hospital Campus, Singapore

Behaviour and mood

01 Symptoms and diagnosis of depression in aphasic stroke patients

A.C. Laska, B. Mårtensson, T. Kahan, M. von Arbin, V. Murray, Karolinska Institutet, Department of Clinical Sciences, Sweden

02 Symptom profiles in major and minor poststroke depression

V. Murray, P. Gustavsson, B. Mårtensson, Karolinska Institutet, Danderyd Hospital, Department of Clinical Sciences, Sweden

ctd p. 124

Behaviour and mood (ctd)

03 Endoreactive post-stroke depressions are associated with poorer motor recovery

V. Kontzevoj, V. Skvortzova, M. Savina, E. Petrova, Russian Medical State University, Russian Federation

04 Neuropsychiatric profile of elderly acute stroke patients

C.O. Santos, L. Caeiro, J.M. Ferro, M.L. Figueira, Department of Neurosciences, Hospital de Santa Maria, Portugal

Stroke and movements disorders

01 Myoclonus after acute stroke

L. Idrovo Freire, F. Vivancos Matellanos, M. Lara Lara, E. Diez-Tejedor, Hospital Universitario La Paz, Spain

Intracranial aneurysms and vasospasm

01 Local levels of endothelin-1 and nitric oxide metabolites in basilar artery and cerebrospinal fluid after experimental subarachnoid hemorrhage in rabbits

V. Neuschmelting, S. Marbacher, A.R. Fathi, R.W. Seiler, S. Jakob, J. Fandino, University Hospital Berne, Switzerland

02 Shared experience in the acute treatment of patients with cerebral aneurysm

M. Carvi y Nievas, J. Hattingen, H. Höllerhage, M. Müller-Schimpfle, Neurosurgery, Germany

03 Norepinephrine induces dilation in the rabbit basilar artery due to alpha adrenoceptor dependent mechanism after experimental subarachnoid hemorrhage in vivo

V. Neuschmelting, A.R. Fathi, S. Marbacher, R.W. Seiler, S. Jakob, J. Fandino, University Hospital Berne, Switzerland

04 Interest of perfusion and diffusion MR Imaging to follow patients with cerebral vasospasm after aneurysmal subarachnoid hemorrhage

*E. Le Bars, H. Brunel, M. Moynier, G. Boubotte, A. Bonafé,
CHU Hôpital Gui de Chauliac, France*

05 Pilot study of non-invasive measures of endothelial dysfunction in acute ischaemic stroke

*S.L. Soiza, I. Ford, H. Clark, M. Bruce, K.K. Kalal, D.J.P. Williams,
University of Aberdeen, UK*

Vascular biology

01 Potential of erythropoietin in treatment of spinal cord injury and vascular failure

*I. Voznjuk, M. Odinak, N. Tsygan, Military Medical Academy,
Russian Federation*

02 Reduced ADAMTS-13 (von Willebrand factor-cleaving protease) activity in the early phase after TIA or ischaemic stroke

*D.J.H. McCabe, R. Starke, P. Harrison, P.S. Sidhu, M.M. Brown, S.J. Machin,
I.J. Mackie, The Adelaide and Meath Hospital, Trinity College Dublin, Ireland*

03 Impaired flow mediated dilatation is associated with poor outcome in ischemic stroke

*D. Santos, M. Blanco, N. Perez de la Ossa, S. Arias, J. Serena,
X. Rodriguez-Osorio, F. Nombela, M. Rodriguez-Yañez, R. Leira, A. Davalos,
University of Santiago de Compostela, Spain*

04 A systematic assessment of the genetic influences on carotid intima media thickness (CIMT)

*L. Paternoster, N. Martínez-González, M. Chung, R. Charleton, S. Lewis,
C. Sudlow, Division of Clinical Neuroscience, University of Edinburgh, UK*

Vascular biology (ctd)

- 05 The effect of acute hyperhomocysteinaemia on cerebral blood flow of healthy elderly volunteers**
S.R. Hart, A.A. Mangoni, C. Swift, C. Deane, R. Sherwood, A. Wierzbicki, S.H. Jackson, Division of Clinical Neuroscience, University of Edinburgh, UK
- 06 Submicroscopic features of small vessel disease in skin biopsies of patients with chronic kidney disease and early-onset (< 50 years) cognitive impairment: Preliminary result**
G. Arismendi-Morillo, M. Fernandez-Abreu, A. Castellano-Ramirez, Laboratory of Electron Microscopy, University of Zulia, Nephrology and Pathology Department, Venezuela
- 07 Association between stroke sub-types and interleukin-1 gene polymorphism without saliva interleukin-1 beta implication**
M. Caillier, Y. Bejot, G.V. Osseby, F. Contegal, D. Minier, R.M. Gueant-Rodriguez, M. Giroud, Stroke Registry of Dijon, France



- 01 The MRC Third International Stroke Trial (IST-3)**
S.C. Lewis, P.A. Sandercock, R.I. Lindley, J.M. Wardlaw, M.S. Dennis, on behalf of the IST-3 Collaborative Group
- 02 COSSACS: Continue or stop post-stroke antihypertensive therapy collaborative study**
F. Brodie, E. Manios, J. Potter, T.G. Robinson, on behalf of the COSSACS Trial Group
- 03 PRACTISE: Promoting Acute Thrombolysis for Ischaemic Stroke. A cluster-randomised trial of high intensity versus regular intensity implementation of thrombolysis**
M. Dirks, L.W. Niessen, C.L. Franke, P.J. Koudstaal, R.J. van Oostenbrugge, M.M.N. Minkman, J. van Wijngaarden, R. Huijsman, D.W.J. Dippel, on behalf of all PRACTISE Investigators
- 04 Paracetamol (Acetaminophen) In Stroke (PAIS): A multi-centre, randomised, double-blind, placebo-controlled trial**
H.M. den Hertog, H.B. van der Worp, H.M.A. van Gemert, A. Algra, L.J. Kapelle, J. van Gijn, P.J. Koudstaal, D.W.J. Dippel, on behalf of the PAIS Investigators
- 05 CLOTS (Clots in Legs or sTockings after Stroke): A randomised trial to establish the effectiveness of graduated compression stockings to prevent post stroke deep vein thrombosis**
M.S. Dennis, on behalf of the CLOTS Trial Collaboration
- 06 Chinese Thrombolysis Study: Using rtPA plus UK for acute ischemic stroke therapy**
W. Zhang Wei, W. Yin Wei, G. Zhu Guang, J. Li Juan, W. Wei Wei, Y. Huang Yong, Y. Lin Yi, on behalf of the Chinese Thrombolysis Study

- 07 HAMLET: Hemicraniectomy After Middle cerebral Artery infarction with Life-threatening Edema Trial**
J. van Beijnum, M.R. Macleod, J. Hofmeijer, L.J. Kappelle, G.J. Amelink, A. Algra, J. van Gijn, H.B. van der Worp, on behalf of the HAMLET Investigators
- 08 Ancrod Stroke Program (ASP): Two phase III international, multi-centre, randomised, double-blind, placebo-controlled trials of Ancrod in acute ischemic stroke**
D.E. Levy, on behalf of the ASP Trialists
- 09 PC-Trial – patent foramen ovale and cryptogenic embolism**
H.P. Mattle, B. Meier, S. Windecker, for the PC-Trial Study Group
- 10 Prognostic Modelling in Ischaemic Stroke (PROMISe) Study: Rationale and design**
S. Achterberg, L.J. Kappelle, A. Algra, on behalf of the PROMISe Trialists
- 11 Trial on Endovascular Aneurysm Management (TEAM)**
J. Raymond, A.J. Molyneux, S.C. Johnston, A.J. Fox, J.P. Collet, I. Rouleau, on behalf of the TEAM Collaborative Group
- 12 ALIAS Trial (Albumin in Acute Stroke): Phase III multi-centre clinical trial of albumin for neuroprotection in acute ischemic stroke**
K.R. Ryckborst, M.D. Hill, Y.Y. Palesch, D. Tamariz, on behalf of the ALIAS Trialists
- 13 Interventional Management of Stroke Study: Part III (IMS III)**
K.R. Ryckborst, J.P. Broderick, T.A. Tomsick, P. Mauldin, J. Spilker, J. Carrozzella, M.D. Hill, A.M. Demchuk, Y.Y. Palesch, R. Martin, on behalf of the Interventional Management of Stroke III Investigators
- 14 The VITATOPS (VITamins TO Prevent Stroke) Trial: Rationale, design and progress of an international trial of homocysteine-lowering multivitamin therapy in TIA/stroke patients**
G.J. Hankey, on behalf of the VITATOPS Study Trial Group

15 SCAST – Scandinavian Candesartan acute Stroke Trial

*R.S. Iuell, D. Aarhus, A. Terent, G. Boysen, V. Thijs, E. Berge,
on behalf of the SCAST Trialists*

16 Efficacy of Nitric Oxide in Stroke (ENOS) Trial – a prospective randomised controlled trial in acute stroke

*L.J. Gray, G.M. Sare, S. Utton, P.M.W. Bath, on behalf of the ENOS
Investigators*

17 MASH-II: Magnesium in Aneurysmal Subarachnoid Haemorrhage

*S.M. Dorhout Mees, W.M. van den Bergh, A. Algra, G.J. Rinkel,
on behalf of the MASH-II Study Group*

13:00 – 14:30 **Lomond Auditorium**

Sponsored and organised by Boehringer Ingelheim

Completing the stroke puzzle – defining the standards in acute and post-stroke treatment

Chairs: G. Donnan, Australia and P. Bath, UK

IST-3 ECASS3 SITS-MOST and DEFUSE – the future in acute stroke treatment

P. Sandercock, UK

Oral anticoagulants in secondary prevention of ischemic stroke

A. Algra, The Netherlands

PRoFESS – chance of a new paradigm in cerebrovascular protection – the role of ARB'S in addition to antiplatelet therapy

H.C. Diener, Germany

The significance of an optimised formulation for dipyridamole

H. Derendorf, Germany

18:00 – 19:30 **Clyde Auditorium**

Sponsored and organised by Sanofi-Aventis and Bristol-Myers Squibb

Antiplatelet treatment strategies in cerebrovascular disease

Chairs: K.R. Lees, UK and W. Hacke, Germany

New developments in neuroimaging techniques for ischemic stroke and TIA

P.M. Parizel, Belgium

Risk of atherothrombotic events in patients with cerebrovascular disease

J. Röther, Germany

**New trials of antiplatelet therapy in stroke / TIA prevention:
What have we learnt and where are we going?**

O.R. Benavente, USA

**Antiplatelet therapy options for cerebrovascular patients with
concomitant cardiovascular or peripheral arterial disease**

W. Hacke, Germany

18:00 – 19:30 **Room Alsh**

Sponsored and organised by Pfizer

Cerebro- and cardiovascular protection with statins

Chair: P. Amarenco, France

18:00 – 18:10 **Introduction**

P. Amarenco, France

18:10 – 18:30 **Exploring the cardiovascular effect of LDL lowering**

H. Sillesen, Denmark

18:30 – 18:45 **Primary prevention of stroke by LDL lowering**

E. Flossman, UK

18:45 – 19:00 **Secondary prevention of stroke: SPARCL Trial plus substudies**

P. Amarenco, France

19:00 – 19:25 **Panel discussion**

19:25 – 19:30 **Closing remarks**

P. Amarenco, France

18:00 – 19:30 **Room Boisdale**

Sponsored and organised by Otsuka Pharmaceutical Co., Ltd.

Novel antithrombotic strategies – can we hope to have an effective therapy without excess bleeding?

Chairs: M.G. Hennerici, Germany and M. Matsumoto, Japan

**Endothelium targeted indirect antiplatelet therapy
(achieved by cilostazol)**

S. Goto, Japan

**Meta-analysis of cilostazol on cerebrovascular events in patients
with atherothrombosis**

S. Uchiyama, Japan

**Has dipyridamole in stroke prevention action beyond antiplatelet
activity?**

H.C. Diener, Germany



13:00 – 14:30 **Lomond Auditorium**

Sponsored and organised by Shire Human Genetic Therapies

Stroke in young adults? It could be Fabry disease!

Chairs: A. Rolfs, Germany and B. Norrving, Sweden

Neuroimaging contribution to the diagnosis of Fabry related stroke

A. Fazekas, Austria

Cerebrovascular changes in Fabry disease in the largest cohort studied

L. Ginsberg, UK

SIFAP – defining the true incidence of Fabry disease in young stroke patients

A. Rolfs, Germany

Role of enzyme replacement therapy beyond the brain

D. Hughes, UK

18:15 – 19:45 **Lomond Auditorium**

Sponsored by Ferrer Group and organised by the

Iberoamerican Cerebrovascular Disease Society

Knowing the spectrum of subcortical vascular disease and its preventive strategies

Chairs: E. Díez-Tejedor, Spain and A. Massaro, Brazil

18:15 – 18:20 **Introduction**

18:20 – 18:40 **Vascular risk factors in subcortical and lacunar infarcts**

B. Norrving, Sweden

18:40 – 19:00 **The value of neuroimaging in vascular white matter disease**

F. Fazekas, Austria

ctd p. 134

Knowing the spectrum of subcortical vascular disease and its preventive strategies (ctd)

19:00 – 19:20 **Lacunar infarction prevention. The relevance of high blood pressure management. What are we learning from SPS3?**

O. Benavente, USA

19:20 – 19:40 **Subcortical vascular disease and cognitive decline. How to avoid it?**

D. Inzitari, Italy

19:40 – 19:45 **Discussion and closing remarks**

18:15 – 19:45 **Room Alsh**

Sponsored and organised by Xigen SA

D-peptide as a novel therapeutic strategy in the neuroprotection for stroke

Chairs: G. Donnan, Australia and M. Fisher, USA

Introduction and mechanism of action

C. Bonny, Switzerland

Pre-clinical studies

D. Coquoz, Switzerland

Clinical programme (phase I & II)

D. Reichhart, Switzerland

Statistical analysis

A. Lihic, Switzerland

8:30–10:00 **Lomond Auditorium**

Sponsored and organised by Ferrer Group

From neuroprotection to neurorepairing strategies in stroke management

Chairs: E. Díez-Tejedor, Spain and K.R. Lees, UK

Neuroprotective therapies on acute stroke: New trends and new trials

W. Hacke, Germany

Brain plasticity in recovery from stroke

I. Lizasoain, Spain

Neurorepair strategies in stroke management. Combined therapy and stem cells

K. Overgaard, Denmark

Molecular markers of brain repair. Therapeutic targets

J. Montaner, Spain

Discussion and closing remarks

Instructions for Authors

Oral Presentations

All lecture rooms will be equipped with a PC and a data projector for PowerPoint presentations. Please note that the use of laptops in the lecture rooms is not possible.

PowerPoint presentations must be handed in at the Speakers Service Centre (SSC) by means of a data carrier (CD-ROM or USB) or via your own laptop.

It is essential for the smooth running of the conference that all speakers hand in their presentations **at least one hour before the beginning of their sessions (not lectures)**. Speakers will have the opportunity to review their presentations on PCs available in the SSC.

The SSC is located next to Clyde Auditorium.

Poster Presentations

All posters are on display from Wednesday morning until Friday morning.

Please note the following times for the presentation of your poster as well as for set-up and removal:

Date of Poster Visit	Presentation Time	Mounting Time	Removal Time
Wednesday, 30 May 2007	13.00 – 14.30	Wednesday, 30 May 2007 as from 8.00	Friday, 1 June 2007 until 12.00 at the latest
Thursday, 31 May 2007	13.00 – 14.30		

Authors are requested to be present at their posters during the presentation times mentioned above (see Poster Visits I and II on pages 71 – 85 and 86 – 126). Chairpersons will guide these visits and ask for presentations (except for 'Ongoing Trials').

Please note that the mounting and removal of the posters is the responsibility of the authors. Posters which have not been removed by the authors after 12.00 on Friday will be removed and disposed of by the organisers.

Publication

All accepted abstracts – except for 'Ongoing Trials' which could have been submitted without deadline and review process – are published in a supplement to Cerebrovascular Diseases. The abstract booklet will be handed out to all registered participants at the Registration Desk.

Social Events and Tours

Tuesday, 29 May 2007, 13.00–17.00

Art in Glasgow

This tour is designed for art lovers and includes the Mackintosh House in the Hunterian Gallery and the Kelvingrove Art Gallery with emphasis being put on the Glasgow Style Room.

Price per person: EUR 30

Tuesday, 29 May 2007, 17:45 – approx. 21:00

Opening and Welcome Reception

After the Opening Session, participants will be guided over the river Clyde to the Glasgow Science Centre for the Welcome Reception. The gleaming titanium crescent overlooking the Clyde has three floors packed with exhibits.

All registered participants and accompanying persons are cordially invited to this event; registration is, however, mandatory for administrative reasons.

This event is sponsored by Ferrer Group and the City of Glasgow.

Please note:

Meeting point: 15 minutes before departure in front of the hotel counter.

Tours are based on a minimum of 25 participants. If a tour does not take place due to an insufficient number of participants, the organisers reserve the right to cancel the tour.

Tickets will then be reimbursed in full. Otherwise, tickets for excursions are non-refundable.

Wednesday, 30 May 2007, 14.00–17.00

Glasgow City Tour



This short introduction to Glasgow features a panoramic tour of the city centre, including George Square, home of the City Chambers and the Gallery of Modern Art, St. Mungo Cathedral, Merchant City, Glasgow Green (the oldest public park of the city), St. Andrews Square, the harbour,

Glasgow University, the Botanic Gardens as well as the Royal Highland Fusiliers.

Price per person: EUR 30

Thursday, 31 May 2007, 14.00–18.00

Loch Lomond



Loch Lomond is the biggest lake of Scotland and is situated in one of the most beautiful and tranquil areas of the country. During a boat trip, you will see some of the 38 islands, including Inchmurrin, where the ruins of the 12th century Lennox Castle

still stand, and in which Mary Queen of Scots once stayed. Inchmurrin also is the largest island on a loch in the whole of Britain.

During the day, you will also visit a whisky distillery where you will find out everything about whisky production. Of course there will also be a tasting for those interested.

Price per person: EUR 45

General Information (in alphabetical order)

Abstract Book

All accepted abstracts are published, according to the submission rules, in a supplement to the journal *Cerebrovascular Diseases*. You will find a copy in your congress bag.

Badges

Access to all scientific sessions and to the exhibition is only possible with your personal name badge. All participants are requested to wear their badges throughout the conference.

EUR 20 will be charged for the replacement of a lost badge.

Onsite changes of name badges due to incorrect submission of names and/or address data will be charged with EUR 10.

Banking

The majority of banks are open Monday to Friday from 9.00–17.00 with some city centre offices being open on Saturday morning.

Automatic Teller Machines (ATMs) are widely available throughout the area and most are linked to Cirrus, Maestro or Plus international money systems.

Cancellation / Refund Policy

Refund of registration fees, less 25 % administrative charges, could have been applied for in writing to the Administrative Secretariat until 17 April 2007. After this date a refund is no longer possible.

Cloakroom

A cloakroom is available on the concourse.

CME Credits

The 16th European Stroke Conference (Teaching Courses, main congress scientific programme and scientific symposia, excluding satellite symposia) is accredited by the European Accreditation Council for Continuing Medical Education (EACCME). EACCME is an institution of the European Union of Medical Specialists UEMS (www.uems.be).

The American Medical Association (AMA) recognises EACCME credits as valid CME credits towards the Physician's Recognition Award (PRA). To convert EACCME credits into AMA PRA category 1 credits, please contact the AMA.

To obtain your CME credits for ESC 2007, please complete the evaluation form which you will find in your congress bag. Please hand in the completed evaluation form at the Registration Desk on Friday, 1 June 2007. A certificate of attendance indicating the amount of CME credits obtained will then be sent to the participants by Serono Symposia International Foundation (SSIF).

SSIF is accredited by the European Accreditation Council for Continuing Medical Education (EACCME) to provide CME credits to medical specialists attending ESC 2007.

Correspondence after the Conference

ESC 2007 Administrative Secretariat
c/o AKM Congress Service
Clarastrasse 57 / PO Box
4005 Basel, Switzerland
Phone +41 61 686 77 11
Fax +41 61 686 77 88
E-mail info@akm.ch

General Information (in alphabetical order)

Currency

British currency is pound sterling (£) and is made up of 100 pence (p). Several Scottish banks issue their own notes in denominations of £5, £10, £20, £50 & £100 which are legal tender in England and Northern Ireland. Bank of England and Northern Ireland banknotes are legal tender in Scotland. Coins come in denominations of 1p, 2p, 5p, 10p, 20p, 50p, £1 and £2.

All congress prices are indicated in Euro (EUR), however, the Conference Secretariat onsite also accepts pounds (GBP).

The major credit cards are accepted in most hotels, restaurants and shops.

Electricity

The standard voltage in Scotland is 240V AC, 50Hz. North American appliances need a transformer and an adapter; Australasian appliances need only an adaptor. Plugs have 3 square pins and adapters are widely available.

ESC Bonus System

A bonus system for participants regularly and actively participating in the European Stroke Conferences has been introduced this year. You will receive detailed information together with your bonus points after the conference.

ESC CD-ROM

All Teaching Courses as well as the main symposia and invited lectures will be recorded and are available on a CD-ROM after the conference (online order at www.eurostroke.eu as from August 2007).

The editions from the 15th ESC in Brussels and the 14th ESC in Bologna can be purchased at the Conference Secretariat at a special unit price of EUR 20.

ESC Ties

Silk ties bearing the ESC logos can be bought at the Conference Secretariat at a unit price of EUR 20.

Exhibition

An industrial exhibition takes place during the conference. Please refer to the list of exhibitors on page 150.

Exhibition Dates and Opening Hours

Tuesday, 29 May 2007	12.00–17.30
Wednesday, 30 May 2007	09.30–18.15
Thursday, 31 May 2007	09.30–18.15
Friday, 1 June 2007	08.30–12.00

Hotel Accommodation

AKM Travel is present at the Hotel Desk located next to the Conference Secretariat.

Insurance

The congress organisers cannot accept liability for personal injuries sustained, or for loss or damage of property belonging to congress participants (or their accompanying persons), either during or as a result of the conference. Please check the validity of your own insurance.

Internet Corner

Several Internet terminals are located in the exhibition area and are available to all conference participants during the opening hours of the Conference Secretariat. Please also refer to the item 'W-LAN' below.

General Information (in alphabetical order)

Language

The congress language is English. Simultaneous translation will not be provided.

Mobile Phones

Please note that mobile phones must be switched off during all sessions.

Opening Hours of the Conference Secretariat

The Conference Secretariat and Registration Desk in the conference centre will be open during the following hours:

Tuesday, 29 May 2007	10.30 – 17.45
Wednesday, 30 May 2007	08.00 – 18.15
Thursday, 31 May 2007	07.30 – 18.15
Friday, 1 June 2007	08.00 – 13.00

On-Site Registration Fees

Participants	EUR 650	
Junior delegates (born after 31.12.1973)*	EUR 450	* Proof required.
Teaching Courses	free	
Accompanying persons	EUR 40	

The fees for conference participants include:

- Congress bag
- Final Programme / Abstract Book
- Admission to all scientific parts of the congress
- Welcome Reception
- Coffee breaks
- Poster lunches on Wednesday and Thursday
- 1-year online subscription of *Cerebrovascular Diseases*

The fees for accompanying persons include:

- Welcome Reception
- Glasgow City Tour on Wednesday, 30 May 2007

On-site registrants cannot be guaranteed to receive all congress documents.

Poster Exhibition / Poster Lunches

The poster exhibition is located in Hall 5 next to the exhibition area. For detailed information on the poster visits on Wednesday and Thursday, please refer to pages 71 – 85 and 86 – 126.

On Wednesday and Thursday lunch packs will be distributed to the participants before the poster visits in the exhibition and poster exhibition area.

General Information (in alphabetical order)

Recordings

Audio and video recordings in the lecture halls are not allowed.

Restaurants

Glasgow is the envy of many European cities for its amazing and eclectic restaurant and café scene. It is viewed as a centre of dining excellence to such an extent that it is now widely acknowledged that Glasgow has the best dining scene in the UK outside of London.

Located within an hour's drive of fresh oysters from Loch Fyne and the grazing glens of Perthshire, Glasgow has the world's best produce at its fingertips. The rest of the world clamours to buy, at a premium – Scotch beef, smoked salmon and fresh Atlantic seafood – Glasgow has this natural larder on tap.

Responsibility

The participant acknowledges that he / she has no right to lodge damage claims against the organisers should the holding of the conference be hindered or prevented by political events (such as acts of terrorism, danger of hostility, war, etc.) or by unexpected economic events or generally by force majeure, or should the non-appearance of speakers or other reasons necessitate programme changes. With his / her registration, the participant accepts this proviso.

Shopping

City centre

Glasgow's compact city centre and grid system make it easy to navigate during any retail expedition. The 'Golden Z' of Sauchiehall Street, Buchanan Street and Argyle Street are crammed with high street favourites and shopping malls such as the ultra modern Buchanan Galleries, bustling St. Enoch Centre and specialist, designer stores of Prince Square. Frasers department store meanwhile is 157 years old and still in fashion while the Argyll Arcade dates from 1828.

Merchant City

The former warehouses of the 'Tobacco Lords' – the 18th century entrepreneurs who built Glasgow's wealth through the tobacco, sugar and cotton trade – have been transformed into the boutiques, bars, galleries and loft apartments, which make up the ultra hip Merchant City. What's more, this vibrant, exciting quarter is only a stone's throw from the city centre's principal shopping streets.

West End

Glasgow's cosmopolitan West End has a compact village feel and is home to a multitude of funky shops, bars and restaurants. At Kelvinbridge you'll find wonderful interiors shops, whole-food stores and a superb cheesemonger while Byres Road and its mews lanes are renowned for quirky boutiques, great nightlife and a very cool cinema.

Smoking Policy

Please note that smoking is not allowed on the conference grounds.

Time

Time in Scotland is consistent with Greenwich Mean Time (GMT), except from late March to late October when Daylight Saving Time is in effect (clocks are put forward one hour). US Eastern Standard Time is 5 hours behind GMT and Australian Eastern Standard Time is 10 hours ahead of GMT. Most public transport timetables use the 24 hour clock.

General Information (in alphabetical order)

Travel within Glasgow

Airport Shuttle

On the first and last conference days, the conference operates an airport shuttle for the major incoming and outgoing flights. Places are allocated on a first come – first served basis.

Public Transportation System

All registered participants are entitled to use the Glasgow transportation system free of charge. You will receive a transportation ticket together with your badge. Participants registering onsite cannot be guaranteed to receive a transportation ticket.

Venue

Glasgow

Greater Glasgow and Clyde Valley is one of Europe's most exciting and beautiful destinations, which combines the energy and sophistication of a great international city with some of Scotland's most spectacular scenery.

Glasgow is an architectural dream: Victorian red and honey sandstone, Italianate steeples and medieval spires sit harmoniously with neo-gothic towers, the sensuous Art Nouveau of Charles Rennie Mackintosh and the titanium, glass and steel of the contemporary city.

Glasgow has an amazing portfolio of more than twenty museums and galleries – many of them free – including the unique Burrell Collection, stunning Mackintosh House and cool and contemporary Gallery of Modern Art.

Anyone interested in cutting-edge design should head to The Lighthouse, while the Glasgow Science Centre's futuristic complex comprising IMAX, Science Mall, Glasgow Tower, Planetarium and Virtual Science Theatre will appeal to anyone interested in learning about technology and its applications in a fun and interesting environment.

Heritage seekers will enjoy the Museum of Transport, Museum of Scottish Country Life at Kitchside and Clydebuilt, which tells the story of Glasgow and the River Clyde from tobacco to shipbuilding. Lovers of the beautiful game meanwhile should head for the ground-breaking Scottish Football Museum at Hampden.

Charles Rennie Mackintosh

Mackintosh (1868 – 1928) is celebrated around the world as one of the most creative figures of the early 20th century and Glasgow – Mackintosh's home city – houses the pre-eminent collection of his buildings, drawings and designs.

Mackintosh made his sublime mark on three types of architecture – public buildings, private houses and tea-rooms – with the majority of these existing within the city of Glasgow. Together with his wife Margaret Macdonald, her sister Frances, and Herbert McNair, he was responsible for laying the foundations of 'the Glasgow Style'.

His buildings are notable for the elegance and clarity of their spatial concepts, the skilful exploitation of natural and artificial lighting, and detailing. An outstanding architect, designer, and artist, Mackintosh has been hailed as one of the principal founders of European Art Nouveau.

Scottish Exhibition and Conference Centre

SECC Scottish Exhibition and Conference Centre

Exhibition Way

G3 8YW Glasgow, United Kingdom

Phone: +44 141 576 35 05

Fax: +44 141 576 35 07

www.secc-co.uk

W-LAN

Free W-LAN access is provided to the participants in Hall 5 as well as in the foyers of the major lecture halls.

List of Exhibitors

- 151 AtCor Medical, Sydney / AUS
- 165 Bayer HealthCare AG, Bayer Schering Pharma, Berlin / D
- 173 Biosite International, Morges / CH
- 101 Boehringer Ingelheim, Ingelheim / D
- 163 Concentric Medical Inc., Mountain View, CA / USA
- 133 Ferrer, Barcelona / E
- 111 Grupo Uriach, Barcelona / E
- 171 Neurobiological Technologies Inc., Emeryville, CA / USA
- 117 Paion, Aachen / D
- 131 Pfizer Inc., New York, NY / USA
- 103 Sanofi-Aventis-BMS, Paris / F
- 161 Shire Human Genetic Therapies, Cambridge / UK
- 147 Viasys Healthcare, Madison, WI / USA

Book Displays

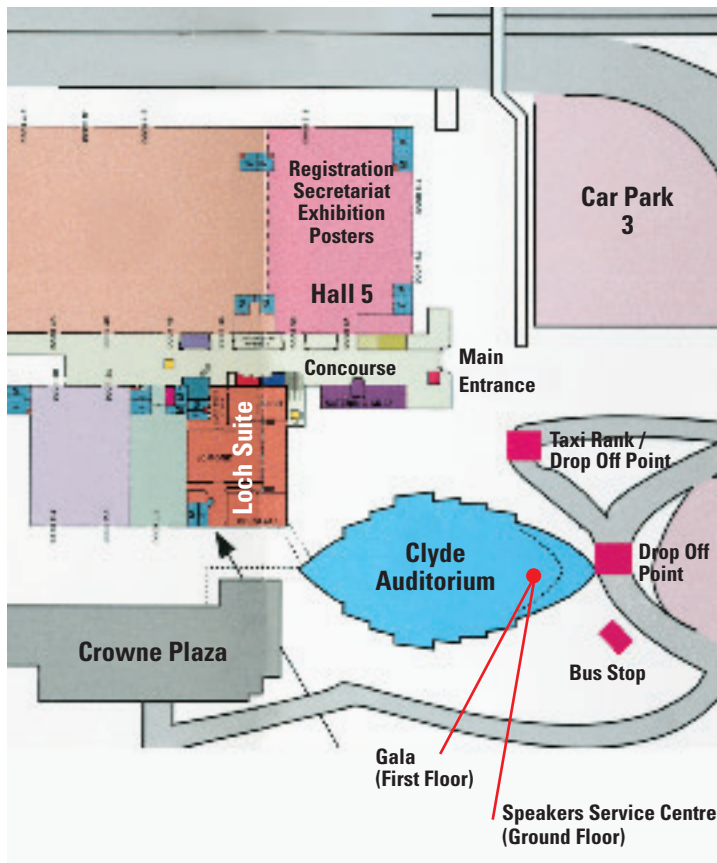
- 105 S. Karger AG, Basel / CH
- BD Wisepress Online Bookshop, London / UK

NPOs

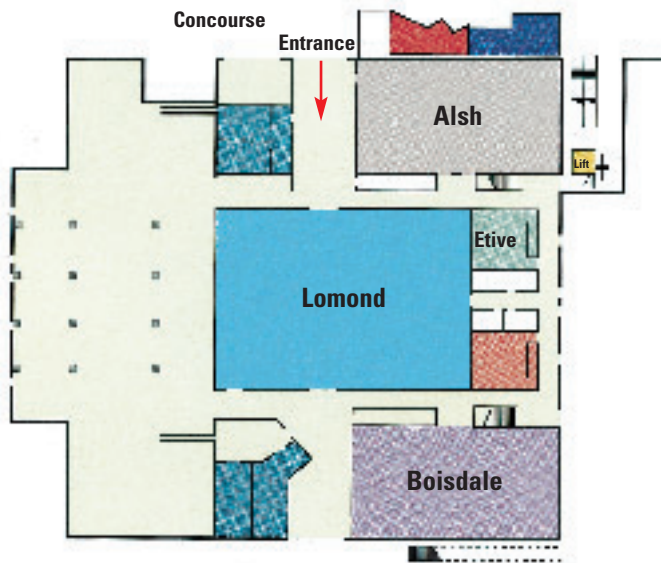
- 115 CHSS - Chest Heart and Stroke Scotland, Edinburgh / UK
- 141 EFNS – European Federation of Neurological Sciences, Vienna / A
- 143 The Enos Trial, Nottingham / UK
- 113 EUSI – European Stroke Initiative, Heidelberg / D
- 127 IST-3 - Third International Stroke Trial, Edinburgh / UK
- 125 Stroke Research Network, Newcastle / UK
- 123 The Stroke Association
- 121 World Stroke Organization, Geneva / CH



Conference Venue Plan

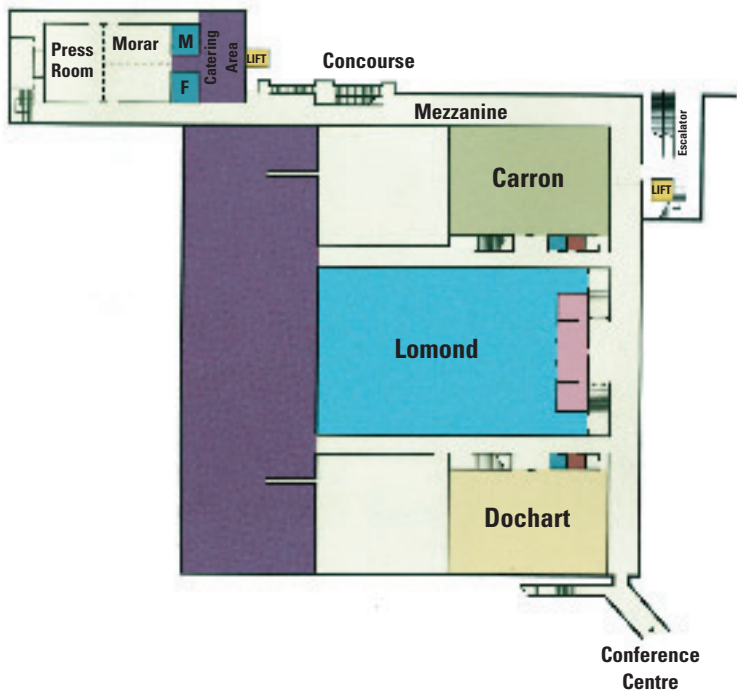


Ground Floor



Room Plan

First Floor





european stroke conference

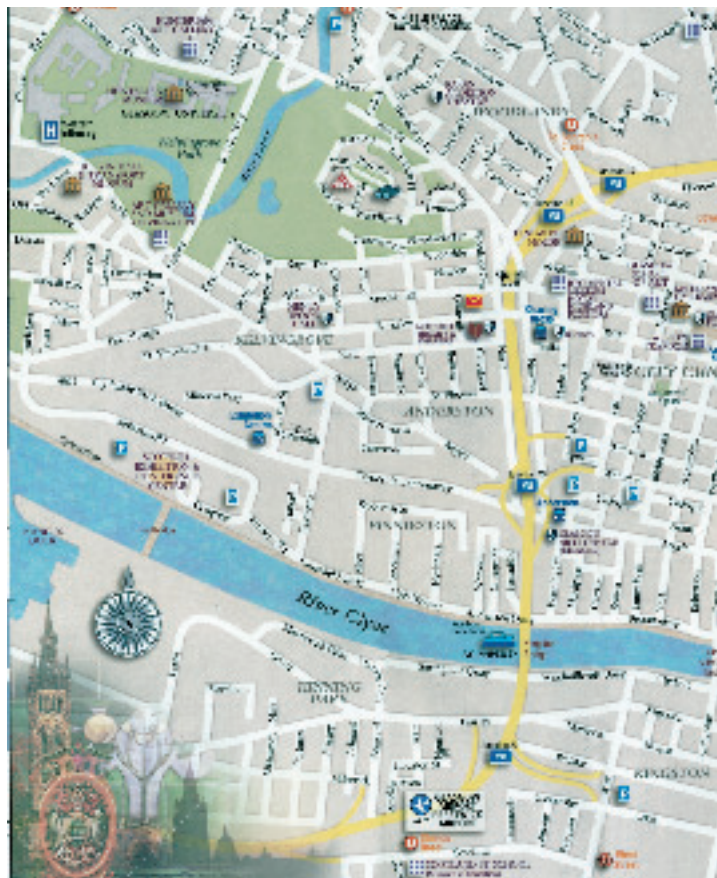


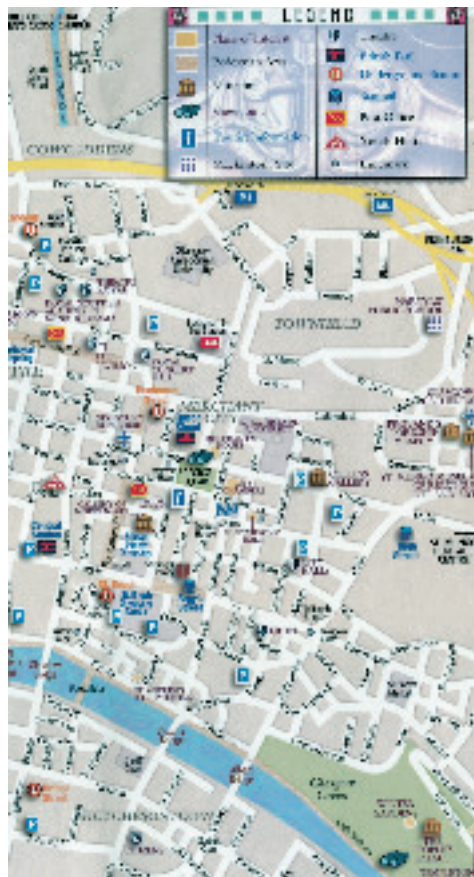
XVII European Stroke Conference
Nice, France
13 – 16 May 2008




www.eurostroke.eu

City Centre Map







2008